



www.caymanchem.com

(800) 364-9897

ASSAY KITS

FEBRUARY
2016

MEASURE WITH CONFIDENCE



As a direct assay kit manufacturer, we have a unique understanding of assay development and performance. With our assay kits, you will receive all necessary reagents, plates, instructions, and analysis tools to help you find answers quickly and efficiently. We understand that your research is being done with finite time and money, so we create and refine our kits to be affordable and to provide fast, accurate results. You have access to more than 350 assay kits in various formats, including ELISA, cell-based, TR-FRET, enzyme activity, inhibitor screening, high-throughput screening, and transfection. These kits are backed by a team of more than 100 in-house scientists, the same who develop our products and provide technical support, as well as state-of-the-art laboratories, a rigorous validation process, and a wealth of technical data.



TABLE OF CONTENTS

- 2** Immunoassays to Mass Spectrometry
- 3** Assay Kit Formats
 - Enzyme-Linked Immunosorbent Assays
 - Cell-Based Assays
 - Activity & Detection Assays
 - Related Tools
- 8** Bioanalytical Assay Services
- 9** Kits by Research Area
 - Cancer
 - Cardiovascular Disease
 - Cell Biology
 - Eicosanoids & Lipids
 - Epigenetics
 - Immunology & Inflammation
 - Metabolism
 - Neuroscience
 - Nitric Oxide & Oxidative Injury
 - Toxicology
- 15** Kit Information (listed alphabetically)
- 77** Sample Preparation & Screening Libraries
- 79** Index

IMMUNOASSAYS TO MASS SPECTROMETRY: TRANSITIONING TECHNOLOGY

In 1987, there was a need for an easy-to-use, low-waste, and cost-effective technique for the detection and quantification of small bioactive molecules. Cayman Chemical responded to the research community by introducing one of the first commercially-available enzyme-linked immunosorbent assays (ELISAs) for prostaglandin E₂ as an alternative to the cumbersome radioimmunoassay. Almost 30 years later, Cayman continues to offer several ELISAs to researchers, constantly improving on the reliability and sensitivity of these assays.

It is known that antibody-based techniques are limited by the specificity of the antibodies involved, which remains a challenge for researchers quantifying small molecules and biomolecules such as eicosanoids, proteins, and peptides. Moreover, quantitation is limited to the antibody-specific

antigen(s), usually a single analyte. Researchers and clinicians alike are now turning to mass spectrometry (MS) as an alternative analytical technique because of its advantages over ELISA-based methods. MS offers an inherent specificity advantage as well as multiplexing capabilities, albeit with significant start-up costs. The value of rapidly quantifying multiple targets simultaneously with accuracy and certainty makes MS an increasingly popular method of choice.

Cayman is committed to leading efforts to develop MS-based approaches, as we have done with ELISAs, and offers a variety of highly pure standards for analysis by MS. Cayman's team of scientists is dedicated to both ELISA and MS analyses to provide researchers worldwide with the tools and expertise needed to make research possible.

Enzyme-linked immunosorbent assays (ELISAs), also known as enzyme immunoassays (EIAs), combine antibody binding with enzymatic detection to quantify molecules of interest. Cayman Chemical manufactures more than 130 easy-to-use ELISAs in both sandwich/immunometric and competitive formats. Each kit undergoes extensive testing and is backed by a team of in-house scientists committed to offering high-quality products at affordable prices. Many of Cayman's ELISAs employ acetylcholinesterase (AChE), a highly stable enzyme that offers the following advantages over other enzyme reporters:

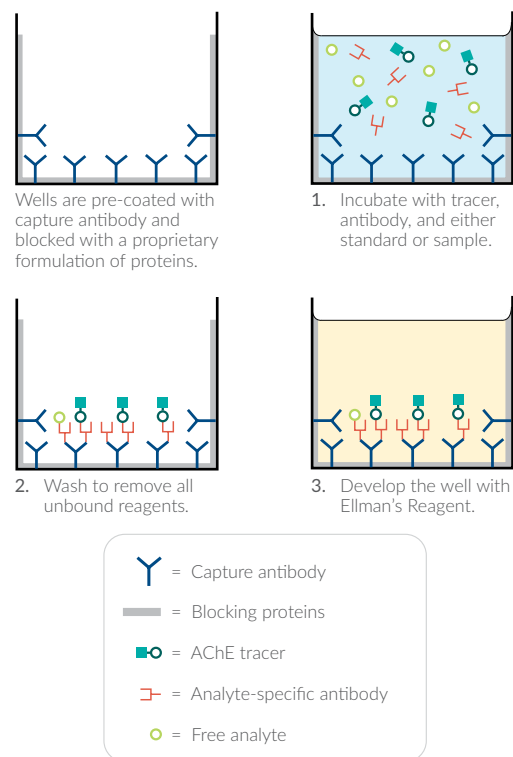
- Does not self-inactivate during turnover
- Enables redevelopment if assay is accidentally splashed or spilled
- Wide pH range (pH 5-10)
- Not affected by buffer salts or preservatives
- A stop reagent is not required
- Plate may be read at any time

Cayman's ELISAs also offer:

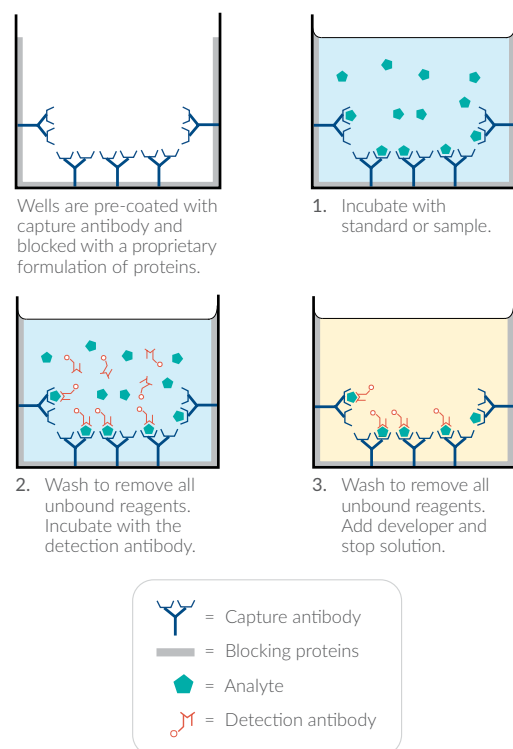
- Precise, sensitive readouts
- Low inter- and intra-assay variability
- Data analysis tools to aid with calculations
- World-class technical support backed by Cayman scientists

Competitive ELISAs are most commonly used to measure small molecules (i.e., lipids, hormones, and small peptides). They are based on the competition between the analyte of interest and an enzyme-conjugated version of the same analyte (tracer) for a limited number of specific antibody binding sites. The amount of tracer that binds to the antibody is inversely proportional to the concentration of the analyte in question.

Sandwich/Immunometric ELISAs are suitable for proteins and peptides greater than 20 amino acids in length. This assay format involves two antibodies that "sandwich" the analyte in question between them. A specific capture antibody coats the assay plate, and a second detection antibody is added to the well. The amount of analyte present is directly proportional to the amount of detection antibody, which is typically quantified by its enzyme conjugate.



Competitive ELISA

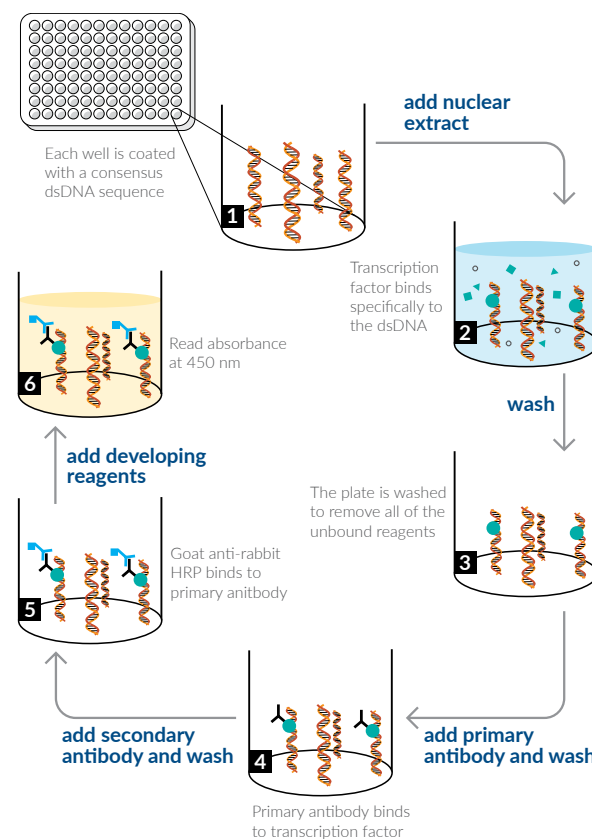


Sandwich/Immunometric ELISA

Cayman Chemical's transcription factor assays are a colorimetric, non-radioactive, and sensitive method for detecting specific transcription factor DNA binding activity in nuclear extracts. This assay format replaces the cumbersome and unreliable electrophoretic mobility shift assays historically used to detect and quantify transcription factors.

This assay format immobilizes a dsDNA sequence containing the target-specific response element onto the wells of a 96-well plate. Transcription factors contained in a nuclear extract bind specifically to the DNA at the response element and are detected by a specific primary antibody. A secondary antibody conjugated to HRP is added to provide a colorimetric readout at 450 nm.

A Nuclear Extraction Kit (Item No. 10009277) is available as a companion to Cayman's transcription factor kits to aid in the isolation of nuclear and cytoplasmic fractions from cultured cells or tissue homogenates. (see page 77)

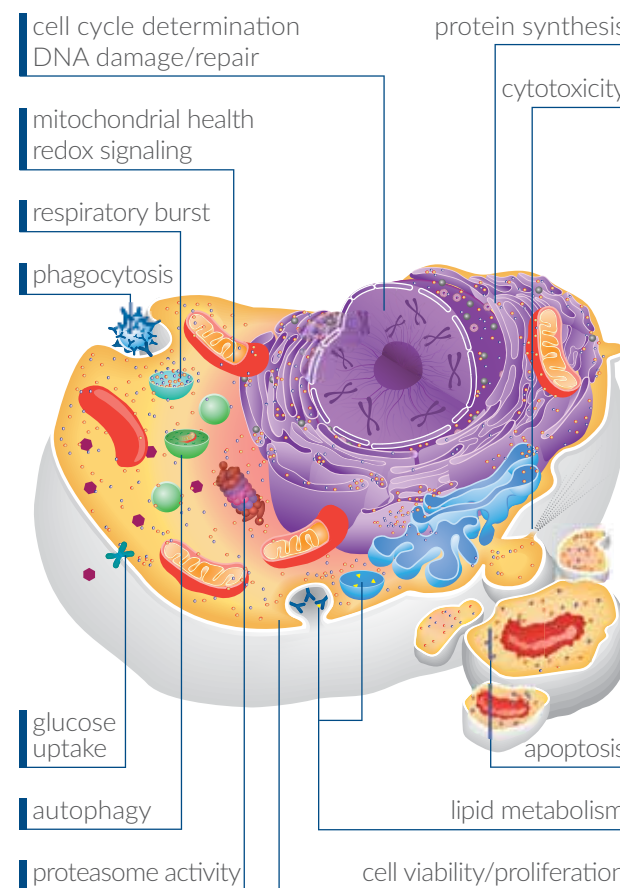


Transcription Factor Assay Protocol

Cayman Chemical offers more than 60 cell-based assays for use in studying a variety of cellular functions. Performed in a biologically relevant context, cell-based assays offer a flexible and adaptable method to detect perturbations in function following treatment with a compound of interest. Many of the kits follow simple protocols and can be used with multiple readout formats, making these assays highly adaptable across labs and amenable to high-throughput screening applications.

Kits are available to measure:

- **Basic cellular metabolism:** uptake of glucose to protein synthesis, oxygen consumption, and glycolysis
- **Cell viability/death:** cell proliferation, viability, and apoptosis
- **Neutrophil and monocyte functions:** NET formation, enzyme activity, and phagocytosis
- **Lymphocyte function:** proliferation and cytotoxicity
- **Atherosclerosis and obesity:** cellular lipid uptake, trafficking and synthesis, and adipocyte formation



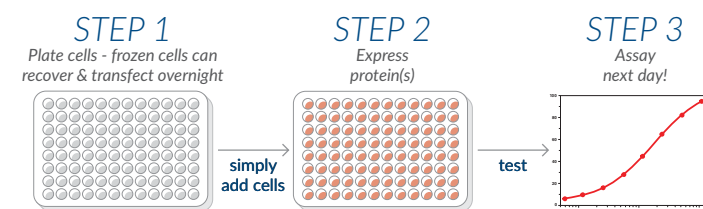
Assays Available for Studying a Variety of Cellular Functions

Reverse Transfection Assays

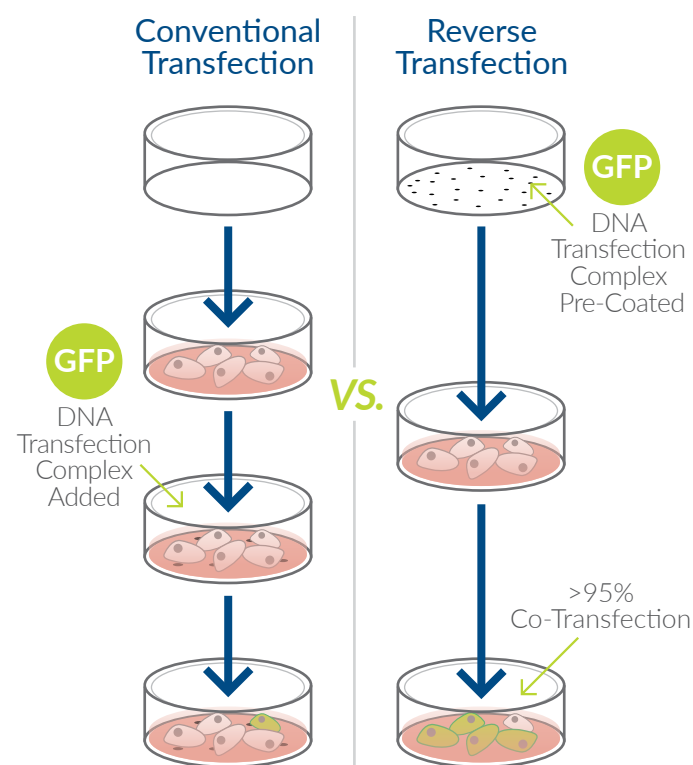
Reliable, reproducible transfection assays in a format that's both convenient and scalable.

- No need to develop, maintain, or expand stable cell lines
- Avoid cell lineage variability
- Suitable for difficult targets for which stable cell lines are not sustainable

Reverse Transfection Reporter Assay technology uses plates pre-coated with optimized transfection complexes, offering up to 3-fold increased transfection and >95% co-transfection efficiency that's consistent well to well. This unique system is ideal for rapid assay development and high-throughput screening.



Reverse Transfection Assay Setup



Comparison of Transfection Methods

ACTIVITY & DETECTION ASSAYS

Cayman Chemical's activity and detection assays are designed to quantify biomarkers for biological processes, assess mitochondrial function/toxicity, or screen for compounds that affect the activity of various enzymes.

Detection Assays

Cayman Chemical offers a robust line of detection assays for use in metabolism, oxidative stress, immunology, and epigenetics research. These assays have been developed for quick and accurate quantification of biomarkers including small molecules, proteins, and signaling ions such as calcium and phosphate. These assays follow easy, two- to three-step protocols consisting of short incubations with colorimetric or fluorometric substrates followed by a kinetic or end-point analysis. Kits have been developed for use on standard 96-well plate readers and include detailed instructions, all necessary reagents, and sample preparation protocols to run your analysis.

- Simple and fast protocols
- Accurate and reproducible
- Low intra- and inter-assay variability
- Validated by in-house Cayman scientists for relevant matrices
- Backed by world-class technical support

Activity and Compound Screening Assays

Cayman Chemical offers more than 50 unique *in vitro* assays to screen enzyme activity. Optimized to save you time in assay development, these assays are easy to use, sensitive, and reliable options to help researchers evaluate the effect of compounds on target activity. Kits come equipped with all the necessary components including detailed protocols, active enzymes, substrates, and specific inhibitors to allow you to run assays with speed and confidence.

MitoCheck® Bioenergetics Assays

Create a full mitochondrial function and toxicity profile with simple and cost-effective MitoCheck® assay kits.

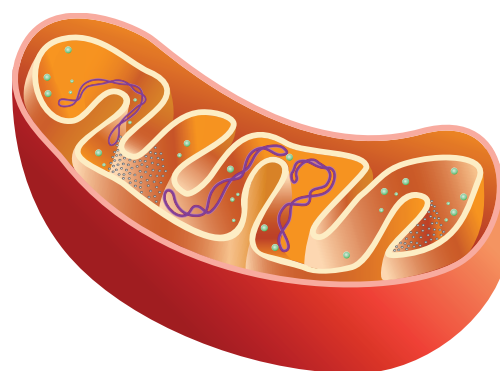
- No need for expensive equipment or lengthy incubations
- Adapted for use with microplate readers
- Amenable to high-throughput screening

MitoCheck® kits offer researchers the simplest and most biochemically relevant system for studying mitochondrial function. Designed as a set of tools to evaluate mitochondrial toxicity, the kits can function together or as stand-alone assays. Assays are available to screen potential inhibitors of the electron transport chain, assess mitochondrial function in cells by detecting the rate of oxygen consumption, determine citrate synthase activity, and measure mitochondrial membrane potential.

To learn more about methods for mechanism-based mitochondrial toxicity screening, read our application note: Screening of Antipsychotic Compounds for Mitochondrial Toxicity. (www.caymanchem.com/mitonote)

Primary Screening Assays (OCR, membrane potential)

Secondary Screening Assays (Complexes I-V)



MitoCheck® Assays

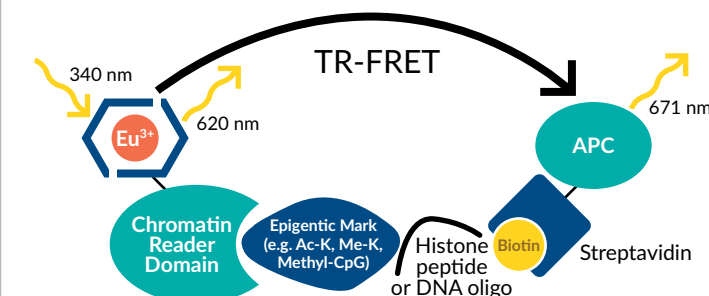
TR-FRET Assays

Cayman Chemical's TR-FRET assays are designed to characterize the interaction of chromatin reader domains with potential inhibitors or probes.

- Rapid and amenable to high-throughput screening
- Homogeneous mix and read TR-FRET in 384-well format
- Substrate-independent, non-kinetic assay
- Miniaturized to final assay volume of 20 µl

Fluorescence Resonance Energy Transfer (FRET), a useful method for detecting protein/protein interactions, is based on the transfer of energy between distinct donor and acceptor fluorophores. When in close proximity (~100 Å), excitation of the donor fluorophore triggers an energy transfer to the acceptor fluorophore, which then emits fluorescence at a distinct wavelength. TR-FRET employs the principles of FRET, but uses a donor fluorophore with a significantly longer fluorescent half-life. This allows for a time delay to be introduced between excitation of the donor fluorophore and the fluorescence measurement. This method minimizes background fluorescence interference, which is particularly useful for high-throughput screening.

In Cayman's TR-FRET assays, the donor fluorophore is a specific recombinant reader domain labeled with a europium chelate. A biotinylated peptide containing a target acetylated lysine serves as a ligand for the reader domain. APC-labeled streptavidin binds with high affinity to the peptide substrate via the biotin moiety and serves as the acceptor fluorophore. Inhibition of the bromodomain/peptide interaction results in loss of the TR-FRET signal.

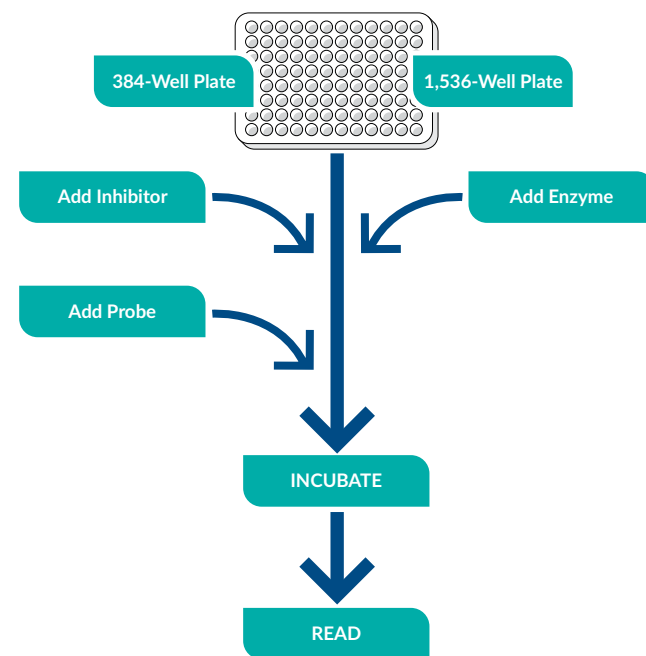


TR-FRET Assay

Screen for SAM-competitive methyltransferase inhibitors with SAM-Screener™ one-step, fluorescent polarization assays.

- Non-kinetic, substrate-independent, and scalable to 1,536-well format
- Plate-based fluorescence polarization measurement
- Assay kits currently available for SET7/9, GLP, and MLL1 enzymes
- Amenable to high-throughput screening

S-Adenosyl-L-methionine (SAM) is a co-substrate of lysine methyltransferases utilized during the methylation of lysine residues on various proteins, including histones. Cayman Chemical's SAM-Screener™ assays provide a proprietary small molecule fluorescent probe that binds in the SAM binding pocket. Binding of the probe induces a pronounced increase in fluorescence polarization (FP), whereas displacement of the probe by SAM-binding site inhibitors results in concentration-dependent loss of the FP signal. The SAM-Screener™ assay platform offers a method for studying substrate recognition by methyltransferases and identifying SAM-competitive inhibitors. This quick and efficient assay eliminates the need for complicated multi-step or radioactive enzyme assays, thereby allowing rapid screening of large chemical libraries for new and specific methyltransferase inhibitors.



SAM-Screener™ Assay Setup

RELATED TOOLS

Sample Preparation

Sample preparation is the first and most important step in any assay procedure. Cayman Chemical makes this process quick and convenient by packaging necessary reagents and/or materials plus simplified instructions for the isolation, purification, or extraction of various experimental samples. These products are designed to help circumvent common errors that may occur during the preparation of experimental samples and serve as companions to various assay kits included in this catalog.

For a complete list, see page 77.

Screening Libraries

Cayman Chemical offers a variety of chemical libraries produced from our collection of high-quality and high-purity compounds. Designed for use in assay screening and drug discovery, focused plates are available for bio-active lipids, fatty acids, prostaglandins, kinase inhibitors, epigenetic compounds, and stem cell small molecule screening applications. The screening libraries are available in a 96-well Matrix tube rack format as stock solutions in DMSO. Any potential screening hit may be purchased individually for activity confirmation and further analysis.

Custom libraries produced from Cayman's compound collection of more than 6,000 molecules are also available to meet your exact screening requirements.

For a complete list, see page 78.

Technology Partners

Cayman Chemical is proud to partner with the following companies in delivering high-quality research products:



CONTRACT RESEARCH SERVICES

FROM CAYMAN



We offer you the deep and diverse knowledge of more than 100 in-house scientists and the expertise that comes from more than three decades of designing and developing the tools to advance biomedical research.

Cayman Chemical is known as a partner to scientists worldwide, responding to your needs with services in:

- Analytical chemistry
- Assay development
- Bioanalytical assay
- Bioenergetics screening
- Custom antibody services
- Custom organic synthesis
- Epigenetic screening and profiling
- Medicinal chemistry
- Protein production and purification
- Structural biology

BIOANALYTICAL ASSAY SERVICES



Don't have a plate reader, time, or the resources available to run your assays?

Cayman Chemical's bioanalytical assay services support your needs for drug discovery and development, biomarkers, and basic research. We offer complete sample analysis for analytes measured by our off-the-shelf assays. With our line of well-characterized immunoassays, cell-based assays, and biochemical kits, combined with our knowledgeable and highly experienced scientific staff, we provide accurate, high-quality data. Our bioanalytical assay services include new assay development, customized method development, and sample analysis in multiple biological matrices. As a direct assay kit manufacturer, our staff has a unique understanding of assay development and performance.

To learn more about these services, or to discuss your contract research service needs, please contact us.

Email us at contractresearch@caymanchem.com
 Visit us online at www.caymanchem.com/services
 Call us toll free at (888) 526-5351

KITS BY RESEARCH AREA

Cancer

7-AAD/CFSE Cell-Mediated Cytotoxicity Assay Kit	15
Acid Phosphatase Colorimetric Assay Kit	15
Aldehyde Dehydrogenase Activity Assay Kit	16
Annexin V FITC Assay Kit	17
Antioxidant Assay Kit	17
Ascorbate Assay Kit	18
Autotaxin Inhibitor Screening Assay Kit	19
Caspase-3 Fluorescence Assay Kit	22
CFSE Cell Division Assay Kit	23
COX Activity Assay Kit	24
COX Colorimetric Inhibitor Screening Assay Kit	24
COX (ovine) Colorimetric Inhibitor Screening Assay Kit	25
COX Fluorescent Activity Assay Kit	25
COX Fluorescent Inhibitor Screening Assay Kit	25
COX (ovine) Inhibitor Screening Assay Kit	25
COX (ovine/human) Inhibitor Screening Assay Kit	25
COX-1 (human) Inhibitor Screening Assay Kit	25
COX-1 (ovine) Inhibitor Screening Assay Kit	26
COX-2 (human) Inhibitor Screening Assay Kit	26
COX-2 (ovine) Inhibitor Screening Assay Kit	26
DNA Methylation ELISA Kit	29
DNA/RNA Oxidative Damage ELISA Kit	29
DPP (IV) Inhibitor Screening Assay Kit	29
EP ₄ Receptor (rat) Activation Assay Kit (cAMP)	30
EP ₄ Receptor (rat) Reporter Assay Kit	31
GLP SAM-Screener™ Assay Kit	35
Glucose Uptake Cell-Based Assay Kit	36
Glutathione Assay Kit	36
Glutathione Peroxidase Assay Kit	37
Glyco-SPOT DNA Repair Assay Kit	38
HAT Inhibitor Screening Assay Kit	39
HDAC Cell-Based Activity Assay Kit	39
HDAC Fluorometric Activity Assay Kit	39
HDAC1 Inhibitor Screening Assay Kit	39
HDAC8 Inhibitor Screening Assay Kit	40
15(S)-HETE ELISA Kit	40
HIF-1α Transcription Factor Assay Kit	40
8-Hydroxyguanosine Monoclonal ELISA Kit	42
JC-1 Mitochondrial Membrane Potential Assay Kit	44
Lipid Hydroperoxide (LPO) Assay Kit	47
Lipid Hydroperoxide (LPO) Assay Kit (96 well)	47
LSD1 Inhibitor Screening Assay Kit	47
Malachite Green Phosphate Assay Kit	48
Methyltransferase Colorimetric Assay Kit	49
Methyltransferase Fluorometric Assay Kit	49
MLL1 SAM-Screener™ Assay Kit	50
Multi-Parameter Apoptosis Assay Kit	51
Nitrate/Nitrite Colorimetric Assay Kit	54
Oct4 Transcription Factor Assay Kit	55
p53 Transcription Factor Assay Kit	56

PAD4 Inhibitor Screening Assay Kit (Ammonia)	56
cPLA ₂ Assay Kit	57
PPARδ Transcription Factor Assay Kit	60
Prolactin (human) ELISA Kit	61
Protein Carbonyl Colorimetric Assay Kit	65
Protein Determination Kit	65
SET7/9 SAM-Screener™ Assay Kit	68
SIRT1 Direct Fluorescent Screening Assay Kit	68
SIRT1 FRET-Based Screening Assay Kit	68
SIRT2 Direct Fluorescent Screening Assay Kit	68
SIRT3 Direct Fluorescent Screening Assay Kit	69
Sulfenylated Protein Cell-Based Detection Kit	70
Superoxide Dismutase Assay Kit	70
TBARS Assay Kit	71
TBARS (TCA Method) Assay Kit	71

Cardiovascular Disease

Aconitase Assay Kit	15
Alanine Transaminase Colorimetric Activity Assay Kit	16
Angiotensin II EIA Kit	17
ApoA1 (human) ELISA Kit	18
Arginine Vasopressin ELISA Kit	18
Ascorbate Assay Kit	18
Atriopeptin (rat) EIA Kit	18
Cholesterol Fluorometric Assay Kit	23
COX Activity Assay Kit	24
COX Colorimetric Inhibitor Screening Assay Kit	24
COX (ovine) Colorimetric Inhibitor Screening Assay Kit	25
COX Fluorescent Activity Assay Kit	25
COX Fluorescent Inhibitor Screening Assay Kit	25
COX (ovine) Inhibitor Screening Assay Kit	25
COX (ovine/human) Inhibitor Screening Assay Kit	25
COX-1 (human) Inhibitor Screening Assay Kit	25
COX-1 (ovine) Inhibitor Screening Assay Kit	26
COX-2 (human) Inhibitor Screening Assay Kit	26
COX-2 (ovine) Inhibitor Screening Assay Kit	26
C-Reactive Protein (human) ELISA Kit	26
Creatinine (serum) Colorimetric Assay Kit	26
Creatinine (urinary) Colorimetric Assay Kit	26
Endothelin ELISA Kit	30
Hemoglobin Colorimetric Assay Kit	40
HIF-1α Transcription Factor Assay Kit	40
LDL Uptake Cell-Based Assay Kit	45
Lipase Activity Assay Kit	47
LXR (human) Reporter Assays Panel	48
LXRα (human) Reporter Assay Kit	48
LXRβ (human) Reporter Assay Kit	48
Malachite Green Phosphate Assay Kit	48
Myeloperoxidase Inhibitor Screening Assay Kit	52
Myeloperoxidase Peroxidation Fluorometric Assay Kit	52
PAF Acetylhydrolase Assay Kit	56
PAF Acetylhydrolase Inhibitor Screening Assay Kit	57
6-keto Prostaglandin F _{1α} ELISA Kit	63
Prostaglandin I Metabolite ELISA Kit	64
Protein Carbonyl Colorimetric Assay Kit	65

Protein Determination Kit	65
Renin Inhibitor Screening Assay Kit	66
Soluble Epoxide Hydrolase Inhibitor Screening Assay Kit	69
SREBP-2 Transcription Factor Assay Kit	70
Thromboxane B ₂ ELISA Kit	72
Thromboxane B ₂ Express ELISA Kit - Monoclonal	73
11-dehydro Thromboxane B ₂ ELISA Kit - Monoclonal	73

Cell Biology

7-AAD/CFSE Cell-Mediated Cytotoxicity Assay Kit	15
AcSDKP EIA Kit	15
Adipogenesis Assay Kit	15
Adipolysis Assay Kit	15
Annexin V FITC Assay Kit	17
Autophagy/Cytotoxicity Dual Staining Kit	19
Autophlux Kit	19
Calcium Assay Kit	21
Caspase-3 Fluorescence Assay Kit	22
Cell Cycle Phase Determination Kit	23
CFSE Cell Division Assay Kit	23
CREB (Phospho-Ser ¹³³) Transcription Factor Assay Kit	27
Cyclic AMP ELISA Kit	27
Cyclic AMP ELISA Kit (without Acetic Anhydride)	27
Cyclic AMP Select ELISA Kit	27
Cyclic GMP ELISA Kit	27
Cyclic GMP ELISA Kit (without Acetic Anhydride)	27
DNA Laddering Kit	77
DUB Activity Assay Kit	30
S-Glutathionylated Protein Detection Kit	37
Goat Anti-Human Fluorophore Selection Kit	38
Goat Anti-Mouse Fluorophore Selection Kit	38
Goat Anti-Rabbit Fluorophore Selection Kit	39
Hemoglobin Colorimetric Assay Kit	40
HIF-1α Transcription Factor Assay Kit	40
His-Tag Detection ELISA Kit	40
JC-1 Mitochondrial Membrane Potential Assay Kit	44
LC3 Interact Kit	45
LDH Cytotoxicity Assay Kit	45
LDL Uptake Cell-Based Assay Kit	45
Live Cell Multiplex Assay Kit	47
Malachite Green Phosphate Assay Kit	48
MitoCheck® Citrate Synthase Activity Assay Kit	49
MitoCheck® Complex I Activity Assay Kit	49
MitoCheck® Complex II Activity Assay Kit	49
MitoCheck® Complex II/III Activity Assay Kit	50
MitoCheck® Complex IV Activity Assay Kit	50
MitoCheck® Complex V Activity Assay Kit	50
MitoCheck® Mitochondrial (Tissue) Isolation Kit	50
MitoCheck® Mitochondrial OCR Assay Kit	50
MTT Cell Proliferation Assay Kit	51
Multi-Drug Resistance Assay Kit (Calcein AM)	51
Multi-Parameter Apoptosis Assay Kit	51
Nuclear Extraction Kit	77
Oct4 Transcription Factor Assay Kit	55
Oxygen Consumption/Glycolysis Dual Assay Kit	55

Oxygen Consumption/MitoMembrane Potential Dual Assay Kit	55
sPLA ₂ (human Type IIA) ELISA Kit	58
20S Proteasome Assay Kit	64
Prostaglandin Screening ELISA Kit	64
Protein Determination Kit	65
Protein Synthesis Assay Kit	65
Pyruvate Assay Kit	65
Rabbit Anti-Goat Fluorophore Selection Kit	65
RARα (human) Reporter Assay Kit	65
RARβ (human) Reporter Assay Kit	66
RARγ (human) Reporter Assay Kit	66
RORγ (human) Reporter Assay Kit	67
RXR (human) Reporter Assays Panel	67
RXRα (human) Reporter Assay Kit	67
RXRβ (human) Reporter Assay Kit	67
RXRγ (human) Reporter Assay Kit	67
Secreted Alkaline Phosphatase Reporter Gene Assay Kit (Luminescence)	68
Sulfenylated Protein Cell-Based Detection Kit	70
SureLight® APC Conjugation Kit 1 mg IgG	71
SureLight® APC Conjugation Kit 2 mg IgG	71
SureLight® R-PE Conjugation Kit	71
TMRE Mitochondrial Membrane Potential Assay Kit	73
Ubiquitin Interact Kit	74
Ubiquitin Link Kit	74
Ubiquitinated Protein Capture Kit	74
WST-1 Cell Proliferation Assay Kit	76
WST-8 Cell Proliferation Assay Kit	76
XTT Cell Proliferation Assay Kit	76

Eicosanoids & Lipids

COX Activity Assay Kit	24
COX Colorimetric Inhibitor Screening Assay Kit	24
COX (ovine) Colorimetric Inhibitor Screening Assay Kit	25
COX Fluorescent Activity Assay Kit	25
COX Fluorescent Inhibitor Screening Assay Kit	25
COX (ovine) Inhibitor Screening Assay Kit	25
COX (ovine/human) Inhibitor Screening Assay Kit	25
COX-1 (human) Inhibitor Screening Assay Kit	25
COX-1 (ovine) Inhibitor Screening Assay Kit	26
COX-2 (human) Inhibitor Screening Assay Kit	26
COX-2 (ovine) Inhibitor Screening Assay Kit	26
Cysteinyl Leukotriene ELISA Kit	28
Cysteinyl Leukotriene Express ELISA Kit	28
EP ₂ Receptor (rat) Reporter Assay Kit	30
EP ₄ Receptor (rat) Activation Assay Kit (cAMP)	30
FAAH Inhibitor Screening Assay Kit	32
FABP4 Inhibitor/Ligand Screening Assay Kit	32
Fluprostenol ELISA Kit	33
Free Fatty Acid Fluorometric Assay Kit	33
15(S)-HETE ELISA Kit	40
8-Isoprostane Affinity Purification Kit	77
8-Isoprostane ELISA Kit	44
8-Isoprostane Express ELISA Kit	44

continued on next page

Latanoprost ELISA Kit	45
LDL Uptake Cell-Based Assay Kit	45
Leukotriene B ₄ ELISA Kit	46
Leukotriene B ₄ Express ELISA Kit	46
Leukotriene C ₄ ELISA Kit	46
Leukotriene E ₄ ELISA Kit	46
Lipid Hydroperoxide (LPO) Assay Kit	47
Lipid Hydroperoxide (LPO) Assay Kit (96 well)	47
Lipoxygenase Inhibitor Screening Assay Kit	47
Malachite Green Phosphate Assay Kit	48
PAF Acetylhydrolase Assay Kit	56
PAF Acetylhydrolase Inhibitor Screening Assay Kit	57
tetranor-PGDM ELISA Kit	57
Phosphatidylcholine Colorimetric Assay Kit	57
cPLA ₂ Assay Kit	57
sPLA ₂ Assay Kit	58
sPLA ₂ (human Type IIA) ELISA Kit	58
sPLA ₂ (Type V) Inhibitor Screening Assay Kit	58
Prostaglandin D Synthase (hematopoietic-type) FP-Based Inhibitor Screening Assay Kit - Green	61
Prostaglandin D ₂ ELISA Kit	61
Prostaglandin D ₂ Express ELISA Kit	61
Prostaglandin D ₂ -MOX ELISA Kit	62
Prostaglandin D ₂ -MOX Express ELISA Kit	62
Prostaglandin E Metabolite ELISA Kit	62
Prostaglandin E ₂ ELISA Kit - Monoclonal	62
Prostaglandin E ₂ Express ELISA Kit	63
6-keto Prostaglandin F _{1α} ELISA Kit	63
Prostaglandin F _{2α} ELISA Kit	63
11β-Prostaglandin F _{2α} ELISA Kit	63
13,14-dihydro-15-keto Prostaglandin F _{2α} ELISA Kit	64
Prostaglandin I Metabolite ELISA Kit	64
Prostaglandin Screening ELISA Kit	64
Protein Determination Kit	65
Resolvin D1 ELISA Kit	66
Resolvin D2 ELISA Kit	67
Soluble Epoxide Hydrolase Cell-Based Assay Kit	69
Sphingomyelin Colorimetric Assay Kit	69
STAT-8-Isoprostane ELISA Kit	70
Thromboxane B ₂ ELISA Kit	72
Thromboxane B ₂ Express ELISA Kit - Monoclonal	73
11-dehydro Thromboxane B ₂ ELISA Kit - Monoclonal	73

Epigenetics

BAZ2B bromodomain TR-FRET Assay Kit	19
BRD2 bromodomain 1 TR-FRET Assay Kit	19
BRD2 bromodomain 2 TR-FRET Assay Kit	19
BRD2 bromodomains 1 and 2 TR-FRET Assay Kit	20
BRD3 bromodomain 1 TR-FRET Assay Kit	20
BRD3 bromodomain 2 TR-FRET Assay Kit	20
BRD3 bromodomains 1 and 2 TR-FRET Assay Kit	20
BRD4 bromodomain 1 TR-FRET Assay Kit	20
BRD4 bromodomain 2 TR-FRET Assay Kit	20
BRD4 bromodomains 1 and 2 TR-FRET Assay Kit	21
BRDT bromodomain 1 TR-FRET Assay Kit	21

BRG1 bromodomain TR-FRET Assay Kit	21
BRM bromodomain TR-FRET Assay Kit	21
CBP bromodomain TR-FRET Assay Kit	22
DNA Methylation ELISA Kit	29
EpiTitan™ Histone Peptide Array	31
GLP SAM-Screener™ Assay Kit	35
HAT Inhibitor Screening Assay Kit	39
HDAC Cell-Based Activity Assay Kit	39
HDAC Fluorometric Activity Assay Kit	39
HDAC1 Inhibitor Screening Assay Kit	39
HDAC8 Inhibitor Screening Assay Kit	40
JMJD2A Tudor Domains TR-FRET Assay Kit	44
L3MBTL1 MBT Domains TR-FRET Assay Kit	44
LSD1 Inhibitor Screening Assay Kit	47
Methyltransferase Colorimetric Assay Kit	49
Methyltransferase Fluorometric Assay Kit	49
MLL1 SAM-Screener™ Assay Kit	50
SET7/9 SAM-Screener™ Assay Kit	68
SIRT1 Direct Fluorescent Screening Assay Kit	68
SIRT1 FRET-Based Screening Assay Kit	68
SIRT2 Direct Fluorescent Screening Assay Kit	68
SIRT3 Direct Fluorescent Screening Assay Kit	69
TAF1 bromodomain 1 TR-FRET Assay Kit	71
TAF1 bromodomains 1 and 2 TR-FRET Assay Kit	71



Immunology & Inflammation

7-AAD/CFSE Cell-Mediated Cytotoxicity Assay Kit	15
Anti-Citrullinated Human Fibrinogen Assay Kit (mouse)	17
Anti-Ovalbumin IgE (mouse) ELISA Kit	17
Anti-Ovalbumin IgG ₁ (mouse) ELISA Kit	17
Autotaxin Inhibitor Screening Assay Kit	19
CFSE Cell Division Assay Kit	23
COX Activity Assay Kit	24
COX Colorimetric Inhibitor Screening Assay Kit	24
COX (ovine) Colorimetric Inhibitor Screening Assay Kit	25
COX Fluorescent Activity Assay Kit	25
COX Fluorescent Inhibitor Screening Assay Kit	25
COX (ovine) Inhibitor Screening Assay Kit	25
COX (ovine/human) Inhibitor Screening Assay Kit	25
COX-1 (human) Inhibitor Screening Assay Kit	25
COX-1 (ovine) Inhibitor Screening Assay Kit	26
COX-2 (human) Inhibitor Screening Assay Kit	26
COX-2 (ovine) Inhibitor Screening Assay Kit	26
C-Reactive Protein (human) ELISA Kit	26
Cysteiny Leukotriene ELISA Kit	28
Cysteiny Leukotriene Express ELISA Kit	28
EP ₂ Receptor (rat) Reporter Assay Kit	30
EP ₄ Receptor (rat) Activation Assay Kit (cAMP)	30
EP ₄ Receptor (rat) Reporter Assay Kit	31
15(S)-HETE ELISA Kit	40
Histamine EIA Kit	40
Human Therapeutic IgG1 ELISA Kit	41
Human Therapeutic IgG2 ELISA Kit	41
Human Therapeutic IgG4 ELISA Kit	41
Hydrogen Peroxide Cell-Based Assay Kit	41

Interleukin-1α (human) ELISA Kit	43
Interleukin-1β (human) ELISA Kit	43
Interleukin-6 (human) ELISA Kit	43
Interleukin-6 (mouse) ELISA Kit	43
LDH Cytotoxicity Assay Kit	45
Leukotriene B ₄ ELISA Kit	46
Leukotriene B ₄ Express ELISA Kit	46
Leukotriene C ₄ ELISA Kit	46
Leukotriene E ₄ ELISA Kit	46
Malachite Green Phosphate Assay Kit	48
Mouse Anti-Type II Collagen IgG Assay Kit (bovine)	51
Mouse IgG ELISA Kit	51
Myeloperoxidase Chlorination Fluorometric Assay Kit	52
Myeloperoxidase Inhibitor Screening Assay Kit	52
Myeloperoxidase Peroxidation Fluorometric Assay Kit	52
Neutrophil Elastase Activity Assay Kit	52
Neutrophil Extracellular Trap (MPO-Histone) ELISA Kit	52
Neutrophil Extracellular Trap (NET) Assay Kit	53
Neutrophil (mouse) Isolation Kit	77
Neutrophil/Monocyte Respiratory Burst Assay Kit	53
Neutrophil Myeloperoxidase Activity Assay Kit	53
NF-κB (human p50) Transcription Factor Assay Kit	53
NF-κB (p65) Transcription Factor Assay Kit	53
Nrf2 (human) Reporter Assay Kit	54
PAD4 Autoantibody ELISA Kit	56
PAD4 Inhibitor Screening Assay Kit (Ammonia)	56
PAF Acetylhydrolase Inhibitor Screening Assay Kit	57
tetranor-PGDM ELISA Kit	57
Phagocytosis Assay Kit (IgG FITC)	57
Phagocytosis Assay Kit (IgG PE)	57
cPLA ₂ Assay Kit	57
sPLA ₂ (human Type IIA) ELISA Kit	58
PPARδ Transcription Factor Assay Kit	60
Prostaglandin D Synthase (hematopoietic-type) FP-Based Inhibitor Screening Assay Kit - Green	61
Prostaglandin D ₂ ELISA Kit	61
Prostaglandin D ₂ Express ELISA Kit	61
Prostaglandin D ₂ -MOX ELISA Kit	62
Prostaglandin E Metabolite ELISA Kit	62
Prostaglandin E ₂ ELISA Kit - Monoclonal	62
Prostaglandin E ₂ Express ELISA Kit	63
11β-Prostaglandin F _{2α} ELISA Kit	63
Prostaglandin Screening ELISA Kit	64
Protein Carbonyl Colorimetric Assay Kit	65
Protein Determination Kit	65
Resolvin D1 ELISA Kit	66
Resolvin D2 ELISA Kit	67
Soluble Epoxide Hydrolase Inhibitor Screening Assay Kit	69
Thromboxane B ₂ ELISA Kit	72
Thromboxane B ₂ Express ELISA Kit - Monoclonal	73
11-dehydro Thromboxane B ₂ ELISA Kit - Monoclonal	73
TNF-α (human) ELISA Kit	73
TNF-α (mouse) ELISA Kit	73



Metabolism

Acid Phosphatase Colorimetric Assay Kit	15
Aconitase Assay Kit	15
Adipogenesis Assay Kit	15
Adipolysis Assay Kit	15
Adiponectin (human) EIA Kit	15
Adiponectin (human) EIA Kit (HS)	16
Adiponectin (mouse) EIA Kit	16
AhR (human) Assay Kit	16
Alanine Transaminase Colorimetric Activity Assay Kit	16
Aldehyde Dehydrogenase Activity Assay Kit	16
Aldosterone ELISA Kit	16
Antioxidant Assay Kit	17
ApoA1 (human) ELISA Kit	18
AR (human) Reporter Assay Kit	18
Arginine Vasopressin ELISA Kit	18
Ascorbate Assay Kit	18
Calcium Assay Kit	21
Cholesterol Cell-Based Detection Assay Kit	23
Cholesterol Fluorometric Assay Kit	23
Cholesterol Uptake Cell-Based Assay Kit	24
Corticosterone ELISA Kit	24
Cortisol ELISA Kit	24
Cortisol Express ELISA Kit	24
Creatinine (serum) Colorimetric Assay Kit	26
Creatinine (urinary) Colorimetric Assay Kit	26
DPP (IV) Inhibitor Screening Assay Kit	29
Endothelin ELISA Kit	30
Enterolactone ELISA Kit	30
EP ₄ Receptor (rat) Reporter Assay Kit	31
ER (human) Reporter Assays Panel	31
ERα (human) Reporter Assay Kit	31
ERβ (human) Reporter Assay Kit	31
ERRα (human) Reporter Assay Kit	31
ERRγ (human) Reporter Assay Kit	32
Estradiol ELISA Kit	32
Estriol ELISA Kit	32
FABP4 (human) EIA Kit	32
FABP4 Inhibitor/Ligand Screening Assay Kit	32
Fluprostenol ELISA Kit	33
Follicle-Stimulating Hormone ELISA Kit	33
Free Fatty Acid Fluorometric Assay Kit	33
FXR (human) Reporter Assay Kit	33
Acylated Ghrelin (dog) Easy Sampling EIA Kit	33
Acylated Ghrelin (human) Easy Sampling EIA Kit	33
Acylated Ghrelin (human) Express EIA Kit	34
Acylated Ghrelin (mouse, rat) Easy Sampling EIA Kit	34
Acylated Ghrelin (mouse, rat) Express EIA Kit	34
Acylated Ghrelin (pig) EIA Kit	34
Unacylated Ghrelin (dog) Easy Sampling EIA Kit	34
Unacylated Ghrelin (human) Easy Sampling EIA Kit	35
Unacylated Ghrelin (mouse, rat) Easy Sampling EIA Kit	35
Unacylated Ghrelin (pig) EIA Kit	35
Unacylated Ghrelin (human) Express EIA Kit	35
Unacylated Ghrelin (mouse, rat) Express EIA Kit	35

continued on next page

Glucose Colorimetric Assay Kit.....	36
Glucose-6-Phosphate Dehydrogenase Activity Assay Kit.....	36
Glucose-6-Phosphate Fluorometric Assay Kit.....	36
Glucose Uptake Cell-Based Assay Kit.....	36
Glycerol Cell-Based Assay Kit.....	37
Glycerol Colorimetric Assay Kit.....	38
Glycogen Assay Kit.....	38
Glycolysis Cell-Based Assay Kit.....	38
GR (human) Reporter Assay Kit.....	39
Growth Hormone (rat) EIA Kit.....	39
β -Hydroxybutyrate (Ketone Body) Colorimetric Assay Kit.....	42
β -Hydroxybutyrate (Ketone Body) Fluorometric Assay Kit.....	42
20-Hydroxycyclopropane EIA Kit.....	42
Insulin (rat) EIA Kit.....	42
D-Lactate Assay Kit.....	44
L-Lactate Assay Kit.....	45
Leptin (human) EIA Kit.....	45
Leptin (mouse/rat) EIA Kit.....	46
Leptin Receptor (human) EIA Kit.....	46
Lipase Activity Assay Kit.....	47
Lipid Droplets Fluorescence Assay Kit.....	47
Lipid Hydroperoxide (LPO) Assay Kit.....	47
Lipid Hydroperoxide (LPO) Assay Kit (96 well).....	47
Lipoxygenase Inhibitor Screening Assay Kit.....	47
Luteinizing Hormone ELISA Kit.....	48
Malachite Green Phosphate Assay Kit.....	48
Melanocortin-3 Receptor Reporter Assay Kit.....	48
Melanocortin-4 Receptor Reporter Assay Kit.....	48
2-Methoxyestradiol ELISA Kit.....	49
MitoCheck® Citrate Synthase Activity Assay Kit.....	49
MitoCheck® Complex I Activity Assay Kit.....	49
MitoCheck® Complex II Activity Assay Kit.....	49
MitoCheck® Complex II/III Activity Assay Kit.....	50
MitoCheck® Complex IV Activity Assay Kit.....	50
MitoCheck® Complex V Activity Assay Kit.....	50
MitoCheck® Mitochondrial (Tissue) Isolation Kit.....	77
MitoCheck® Mitochondrial OCR Assay Kit.....	50
MR (human) Reporter Assay Kit.....	51
NAD/NADH Cell-Based Assay Kit.....	52
Orexin 1 Receptor Reporter Assay Kit.....	55
Oxygen Consumption Rate Assay Kit (MitoXpress®-Xtra HS Method).....	55
Oxygen Consumption/Glycolysis Dual Assay Kit.....	55
Oxygen Consumption/MitoMembrane Potential Dual Assay Kit.....	55
Oxytocin ELISA Kit.....	56
PAF Acetylhydrolase Assay Kit.....	56
PAF Acetylhydrolase Inhibitor Screening Assay Kit.....	57
PGR (human) Reporter Assay Kit.....	57
Phosphatidylcholine Colorimetric Assay Kit.....	57
PPAR (human) Reporter Assays Panel.....	58
PPAR α (human) Reporter Assay Kit.....	58
PPAR α (mouse) Reporter Assay Kit.....	58
PPAR α (rat) Reporter Assay Kit.....	58
PPAR α Transcription Factor Assay Kit.....	59
PPAR α , δ , γ Complete Transcription Factor Assay Kit.....	59
PPAR δ (human) Reporter Assay Kit.....	59
PPAR δ (mouse) Reporter Assay Kit.....	59
PPAR δ (rat) Reporter Assay Kit.....	59
PPAR δ Transcription Factor Assay Kit.....	60

PPAR γ (human) Reporter Assay Kit.....	60
PPAR γ (mouse/rat) Reporter Assay Kit.....	60
PPAR γ Transcription Factor Assay Kit.....	60
Progesterone ELISA Kit.....	60
Prolactin (human) ELISA Kit.....	61
Prolactin (rat) EIA Kit.....	61
Prostaglandin E Metabolite ELISA Kit.....	62
Prostaglandin E ₂ ELISA Kit - Monoclonal.....	62
Prostaglandin E ₂ Express ELISA Kit.....	63
Prostaglandin F _{2α} ELISA Kit.....	63
13,14-dihydro-15-keto Prostaglandin F _{2α} ELISA Kit.....	64
17-phenyl trino Prostaglandin F _{2α} ELISA Kit.....	64
Protein Determination Kit.....	65
Pyruvate Assay Kit.....	65
RAR (human) Reporter Assays Panel.....	65
Renin Inhibitor Screening Assay Kit.....	66
Resistin (human) EIA Kit.....	66
Resistin (rat) EIA Kit.....	66
SIRT1 Direct Fluorescent Screening Assay Kit.....	68
SIRT1 FRET-Based Screening Assay Kit.....	68
SIRT2 Direct Fluorescent Screening Assay Kit.....	68
SIRT3 Direct Fluorescent Screening Assay Kit.....	69
Soluble Epoxide Hydrolase Inhibitor Screening Assay Kit.....	69
SREBP-1 Transcription Factor Assay Kit.....	69
SREBP-2 Cell-Based Translocation Assay Kit.....	69
SREBP-2 Transcription Factor Assay Kit.....	70
Steatosis Colorimetric Assay Kit.....	70
Substance P ELISA Kit.....	70
TBARS Assay Kit.....	71
TBARS (TCA Method) Assay Kit.....	71
Testosterone ELISA Kit.....	71
11-keto Testosterone ELISA Kit.....	72
Thyroid-Stimulating Hormone ELISA Kit.....	73
TMRE Mitochondrial Membrane Potential Assay Kit.....	73
TR (human) Reporter Assays Panel.....	74
TR α (human) Reporter Assay Kit.....	74
TR β (human) Reporter Assay Kit.....	74
Triglyceride Colorimetric Assay Kit.....	74
Urea Fluorometric Assay Kit.....	74
Uric Acid Assay Kit.....	75
VDR (human) Reporter Assay Kit.....	75
Vitamin D ELISA Kit.....	75



Neuroscience

CGRP (human) EIA Kit.....	23
CGRP (rat) EIA Kit.....	23
EP ₄ Receptor (rat) Activation Assay Kit (cAMP).....	30
FAAH Inhibitor Screening Assay Kit.....	32
Fluprostenol ELISA Kit.....	33
GFAP (human) EIA Kit.....	33
Latanoprost ELISA Kit.....	45
Malachite Green Phosphate Assay Kit.....	48
Melanocortin-3 Receptor Reporter Assay Kit.....	48
Melanocortin-4 Receptor Reporter Assay Kit.....	48
Monoacylglycerol Lipase Inhibitor Screening Assay Kit.....	50

Orexin 1 Receptor Reporter Assay Kit.....	55
Orexin 2 Receptor Reporter Assay Kit.....	55
tetranor-PGDM ELISA Kit.....	57
Prostaglandin D ₂ ELISA Kit.....	61
Prostaglandin D ₂ Express ELISA Kit.....	61
Prostaglandin D ₂ -MOX ELISA Kit.....	62
Prostaglandin D ₂ -MOX Express ELISA Kit.....	62
11 β -Prostaglandin F _{2α} ELISA Kit.....	63
Protein Determination Kit.....	65
Resolvin D1 ELISA Kit.....	66
Substance P ELISA Kit.....	70



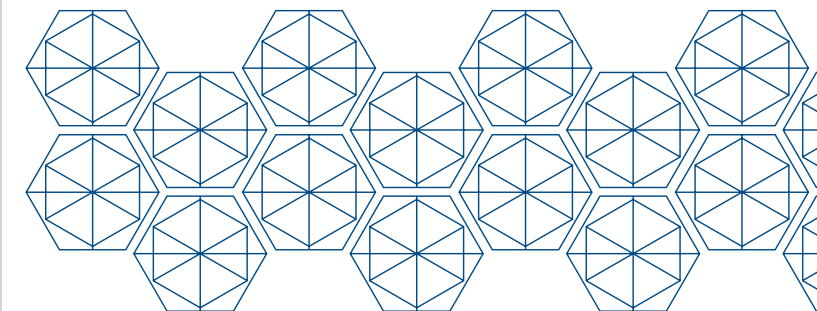
Nitric Oxide & Oxidative Injury

Antioxidant Assay Kit.....	17
Catalase Assay Kit.....	22
Catalase Assay Kit (without Hydrogen Peroxide).....	22
DHN-MA EIA Kit.....	29
DNA/RNA Oxidative Damage ELISA Kit.....	29
Glutaredoxin Fluorescent Activity Assay Kit.....	36
Glutathione Assay Kit.....	36
Glutathione Cell-Based Detection Kit (Blue Fluorescence).....	37
Glutathione Peroxidase Assay Kit.....	37
Glutathione Reductase Assay Kit.....	37
Glutathione S-Transferase Assay Kit.....	37
S-Glutathionylated Protein Detection Kit.....	37
Glyco-SPOT DNA Repair Assay Kit.....	38
8-Hydroxyguanosine Monoclonal ELISA Kit.....	42
8-Isoprostane Affinity Purification Kit.....	77
8-Isoprostane ELISA Kit.....	44
8-Isoprostane Express ELISA Kit.....	44
Lipid Hydroperoxide (LPO) Assay Kit.....	47
Lipid Hydroperoxide (LPO) Assay Kit (96 well).....	47
Malachite Green Phosphate Assay Kit.....	48
Nitrate/Nitrite Colorimetric Assay Kit.....	54
Nitrate/Nitrite Colorimetric Assay Kit (LDH method).....	54
Nitrate/Nitrite Fluorometric Assay Kit.....	54
S-Nitrosylated Protein Detection Kit.....	54
NOS Activity Assay Kit.....	54
Nrf2 Transcription Factor Assay Kit.....	54
Protein Carbonyl Colorimetric Assay Kit.....	65
Protein Determination Kit.....	65
STAT-8-Isoprostane ELISA Kit.....	70
Sulfenylated Protein Cell-Based Detection Kit.....	70
Superoxide Dismutase Assay Kit.....	70
TBARS Assay Kit.....	71
TBARS (TCA Method) Assay Kit.....	71
Thiol Detection Assay Kit.....	72
Thioredoxin Activity Fluorescent V2 Assay Kit.....	72
Thioredoxin Reductase Colorimetric Assay Kit.....	72
Thioredoxin Reductase Fluorescent Activity Assay Kit.....	72
Thioredoxin/Thioredoxin Reductase Mammalian Assay Kit.....	72
Xanthine Oxidase Fluorometric Assay Kit.....	76



Toxicology

Alanine Transaminase Colorimetric Activity Assay Kit.....	16
Aldehyde Dehydrogenase Activity Assay Kit.....	16
ASP ELISA Kit.....	18
CAR1 (human) Reporter Assay Kit.....	21
CAR3 (human) Reporter Assay Kit.....	22
CYP1A1/2 Induction Reporter Assay Kit.....	27
CYP2B6 Induction Reporter Assay Kit.....	28
CYP2C9 Induction Reporter Assay Kit.....	28
Human Serum Albumin ELISA Kit.....	41
Human Therapeutic IgG1 ELISA Kit.....	41
Human Therapeutic IgG2 ELISA Kit.....	41
Human Therapeutic IgG4 ELISA Kit.....	41
LDH Cytotoxicity Assay Kit.....	45
Malachite Green Phosphate Assay Kit.....	48
MitoCheck® Citrate Synthase Activity Assay Kit.....	49
MitoCheck® Complex I Activity Assay Kit.....	49
MitoCheck® Complex II Activity Assay Kit.....	49
MitoCheck® Complex II/III Activity Assay Kit.....	50
MitoCheck® Complex IV Activity Assay Kit.....	50
MitoCheck® Complex V Activity Assay Kit.....	50
MitoCheck® Mitochondrial (Tissue) Isolation Kit.....	77
MitoCheck® Mitochondrial OCR Assay Kit.....	50
MTT Cell Proliferation Assay Kit.....	51
Multi-Drug Resistance Assay Kit (Calcein AM).....	51
Oxygen Consumption Rate Assay Kit (MitoXpress®-Xtra HS Method).....	55
Oxygen Consumption/Glycolysis Dual Assay Kit.....	55
Oxygen Consumption/MitoMembrane Potential Dual Assay Kit.....	55
p53 Transcription Factor Assay Kit.....	56
Pregnane X (human) Receptor Assay Kit.....	60
Pregnane X (rat) Receptor Assay Kit.....	60
Protein Determination Kit.....	65
Semi-Quantitative Biomarker ELISA Component Kit (anti-mouse).....	68
Semi-Quantitative Biomarker ELISA Component Kit (anti-rabbit).....	68
Steatosis Colorimetric Assay Kit.....	70
Vitellogenin (carp) ELISA Kit.....	75
Vitellogenin (fathead minnow) ELISA Kit.....	75
Vitellogenin (medaka) ELISA Kit.....	75
Vitellogenin (rainbow trout) ELISA Kit.....	75
Vitellogenin (salmonid) Semi-Quantitative ELISA Kit.....	75
Vitellogenin (zebrafish) ELISA Kit.....	75
WST-1 Cell Proliferation Assay Kit.....	76
WST-8 Cell Proliferation Assay Kit.....	76
XTT Cell Proliferation Assay Kit.....	76



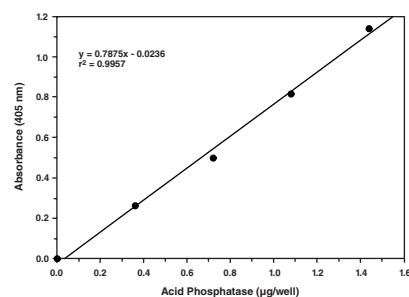
KIT INFORMATION (ALPHABETICAL)

7-AAD/CFSE Cell-Mediated Cytotoxicity Assay Kit 600120

- Label target cells with highly fluorescent 5-(6)-carboxyfluorescein diacetate succinimidyl ester (CFSE) for easy identification
- Dead cells stain with 7-amino actinomycin D (7-AAD)
- Analyze by flow cytometry to assess target cell killing

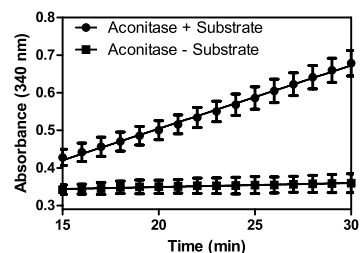
Acid Phosphatase Colorimetric Assay Kit 10008051

- Measure acid phosphatase (AP) activity in plasma, serum, urine, and semen
- Assay 44 samples in duplicate/96-well plate
- Includes L-tartrate for measuring tartrate resistant AP activity
- Plate-based colorimetric measurement (405-414 nm)



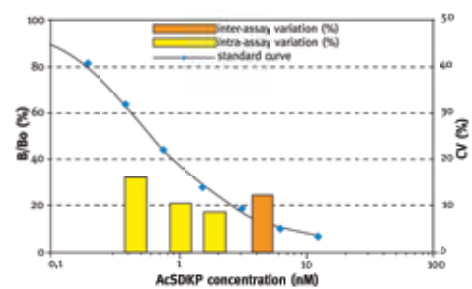
Aconitase Assay Kit 705502

- Measure aconitase activity in tissue homogenates or cell lysates
- Assay 23 samples in duplicate
- Measure aconitase activity down to 1.7 U/ml
- Plate-based colorimetric measurement (340 nm)



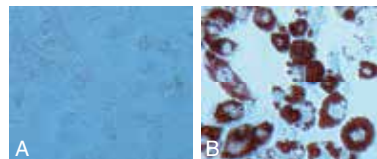
AcSDKP EIA Kit 589451

- Measure N-Acetyl Ser-Asp-Lys-Pro (AcSDKP) in mammalian plasma and urine samples
- Assay 33 samples in duplicate
- Incubation: Overnight



Adipogenesis Assay Kit 10006908

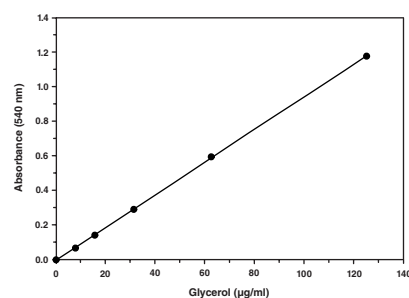
- Contains the reagents needed for induction of adipogenesis *in vitro*
- Contains the reagents needed to stain lipid droplets in adipocytes
- Assess by microscopy or plate reader



Panel A: Non-differentiated 3T3-L1 cells. Panel B: Lipid droplets accumulate upon differentiation of 3T3-L1 cells, visualized by Oil Red O Solution staining.

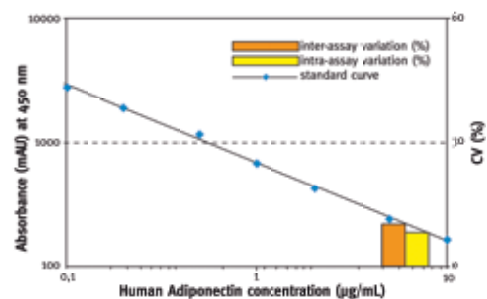
Adipolysis Assay Kit 10009381

- Screen compounds involved in lipid storage and metabolism
- Contains the reagents needed for induction of adipogenesis *in vitro*, to release glycerol from stored lipid droplets, and to accurately measure the released glycerol



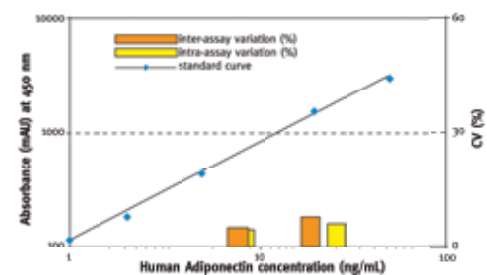
Adiponectin (human) EIA Kit 500641

- Measure adiponectin in human serum and plasma samples
- Assay 40 samples in duplicate
- Incubation: 2 hours



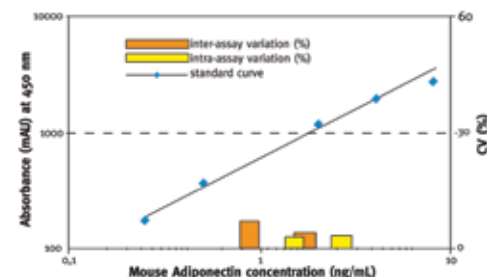
Adiponectin (human) EIA Kit (HS) 10007619

- Measure adiponectin in human serum, plasma, breast milk, urine, and tissue culture supernatant samples
- Assay 41 samples in duplicate
- Incubation: 2 x 1 hour



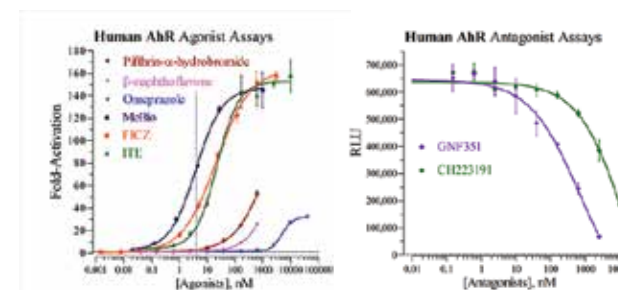
Adiponectin (mouse) EIA Kit 10007620

- Measure adiponectin in mouse samples
- Assay 41 samples in duplicate
- Incubations: 2 x 1 hour | 30 minutes



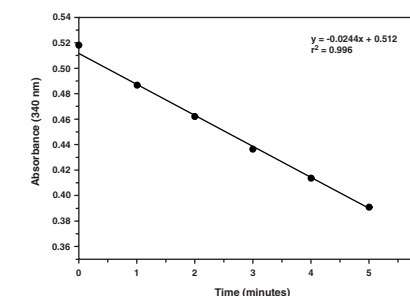
AhR (human) Assay Kit 16523

- A nuclear receptor cell-based reporter assay
- See www.caymanchem.com for more details



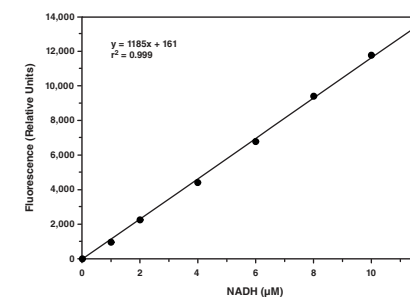
Alanine Transaminase Colorimetric Activity Assay Kit 700260

- Measure alanine transaminase (ALT) activity in serum, plasma, tissue samples, and cell lysates
- Assay 47 samples in duplicate
- Measure ALT activity down to 0.006 U/ml
- Plate-based colorimetric measurement (340 nm)



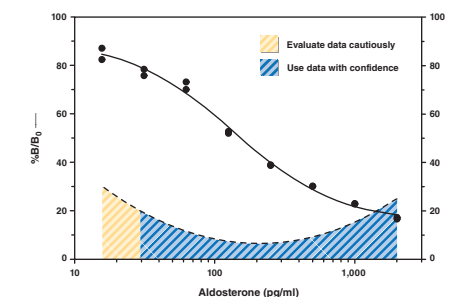
Aldehyde Dehydrogenase Activity Assay Kit 700800

- Measure aldehyde dehydrogenase (ALDH) activity in tissue homogenates, cell culture samples, and purified ALDH preparations
- Assay 20 samples in duplicate
- Measure ALDH activity down to 0.4 U/ml
- Plate-based fluorometric measurement (ex 530-540 nm, em 585-595 nm)



Aldosterone ELISA Kit 501090

- Measure aldosterone, the principle mineralocorticoid controlling sodium and potassium balance
- Assay 24 samples in triplicate or 36 samples in duplicate
- Measure aldosterone levels down to 30 pg/ml
- Incubation: 18 hours | Development: 90-120 minutes | Read: Colorimetric at 405-420 nm

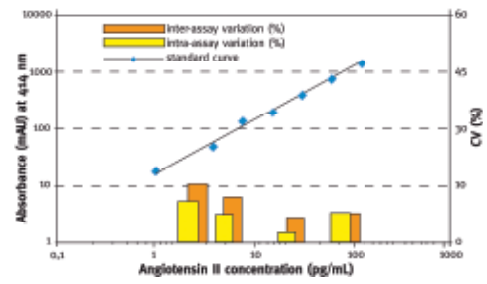


Assay Range = 15.6-2,000 pg/ml
Sensitivity (defined as 80% B/B₀) = ~30 pg/ml
Mid-point (defined as 50% B/B₀) = ~100-180 pg/ml
The sensitivity and mid-point were derived from the standard curve shown above. The standard was diluted with ELISA Buffer.

Angiotensin II EIA Kit

589301

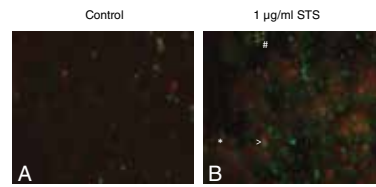
- Measure angiotensin II in mammalian plasma, serum, and cell culture supernatant samples
- Assay 33 samples in duplicate
- **Incubations:** 1 hour | Overnight
- Angiotensin II Inhibitor Cocktail (Item No. 9000681) and phenyl cartridges (Item No. 400048) available for sample storage and clean up



Annexin V FITC Assay Kit

600300

- Identify cells undergoing apoptosis
- Assess by flow cytometry or fluorescence microscopy
- Sufficient reagent to test 500 samples
- 30 minute staining protocol

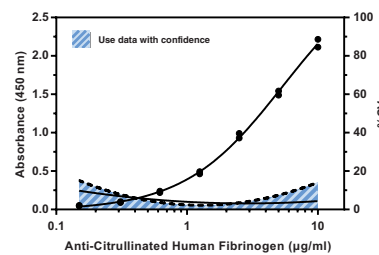


Staurosporine (STS) induced apoptosis in RAW 264.7 cells. Annexin V-FITC and PI labeled cells were visualized with fluorescence microscopy. Annexin V-FITC positive cells (*) are early apoptotic, double positive cells (-) are late apoptotic, and PI single positive cells (#) are necrotic.

Anti-Citrullinated Human Fibrinogen Assay Kit (mouse)

501270

- Measure antibodies specific for citrullinated human fibrinogen
- Use with mouse plasma or serum
- **Assay Range:** 0.15-10 µg/ml with an LLOQ of 0.15 µg/ml
- Human fibrinogen affinity sorbent included for purification from any antibodies capable of reacting with non-citrullinated (unmodified) fibrinogen prior to analysis



Assay Range = 0.15-10 µg/ml
LLOQ = 0.15 µg/ml

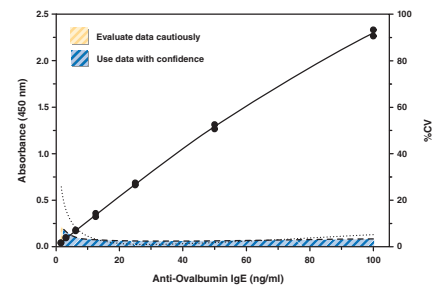
The lower limit of quantitation (LLOQ) is defined as the lowest standard concentration in which O.D. - (1.64 x S.D.) is higher than the blank value of O.D. + (1.64 x S.D.). The standard was diluted with Immunosay Buffer G.

● Anti-Citrullinated Fibrinogen Standard curve
--- Anti-Citrullinated Fibrinogen Intra-assay variation
..... Anti-Citrullinated Fibrinogen Inter-assay variation

Anti-Ovalbumin IgE (mouse) ELISA Kit

500840

- Measure mouse anti-ovalbumin IgE (anti-OVA IgE) in mouse plasma, serum, or BAL fluids
- Employ a mouse anti-OVA IgE monoclonal antibody standard for reproducible results
- **Assay Range:** 3.12-100 ng/ml with an LLOQ of 3.12 ng/ml
- Rapid assay; get results in under 4 hours



Assay Range = 3.12-100 ng/ml
LLOQ = 3.12 ng/ml

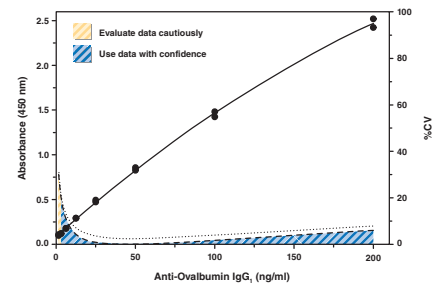
The lower limit of quantitation (LLOQ) is defined as the lowest standard concentration in which O.D. - (1.64 x S.D.) is higher than the blank value of O.D. + (1.64 x S.D.). The standard was diluted with Assay Buffer.

● Anti-Ovalbumin IgE Standard curve
--- Anti-Ovalbumin IgE Intra-assay variation
..... Anti-Ovalbumin IgE Inter-assay variation

Anti-Ovalbumin IgG₁ (mouse) ELISA Kit

500830

- Measure mouse anti-ovalbumin IgG₁ (anti-OVA IgG₁) in mouse plasma, serum, or BAL fluids
- Employ an affinity-purified mouse anti-OVA IgG₁ polyclonal antibody standard for accurate results
- **Assay Range:** 1.56-200 ng/ml with an LLOQ of 1.56 ng/ml
- Rapid assay; get results in under 4 hours



Assay Range = 1.56-200 ng/ml
LLOQ = 1.56 ng/ml

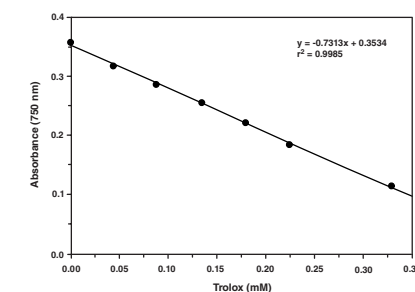
The lower limit of quantitation (LLOQ) is defined as the lowest standard concentration in which O.D. - (1.64 x S.D.) is higher than the blank value of O.D. + (1.64 x S.D.). The standard was diluted with Assay Buffer.

● Anti-Ovalbumin IgG Standard curve
--- Anti-Ovalbumin IgG Intra-assay variation
..... Anti-Ovalbumin IgG Inter-assay variation

Antioxidant Assay Kit

709001

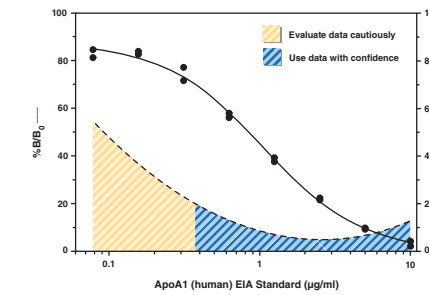
- Measure the total antioxidant capacity of plasma, serum, urine, saliva, or cell lysates
- Assay 41 samples in duplicate
- Measure antioxidant capacity in Trolox equivalents down to 44 µM
- Plate-based colorimetric measurement (750 or 405 nm)



ApoA1 (human) ELISA Kit

501080

- Measure human apolipoprotein A1 (ApoA1), a major component of HDL, in plasma or serum
- Assay 24 samples in triplicate or 36 samples in duplicate
- Measure ApoA1 levels down to 200 ng/ml
- Rapid assay; get results in under 4 hours



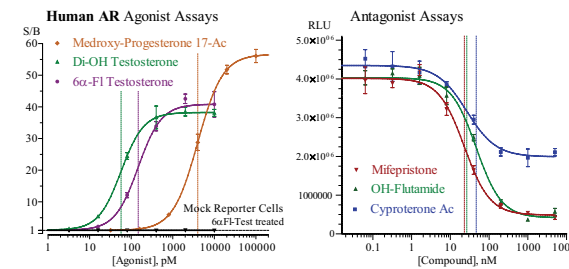
Assay Range = 0.078-10 µg/ml
Sensitivity (defined as 80% B/B₀) = -0.2 µg/ml
Mid-point (defined as 50% B/B₀) = -1 µg/ml

The sensitivity and mid-point were derived from the standard curve shown above. The standard was diluted with Assay Buffer.

AR (human) Reporter Assay Kit

15756

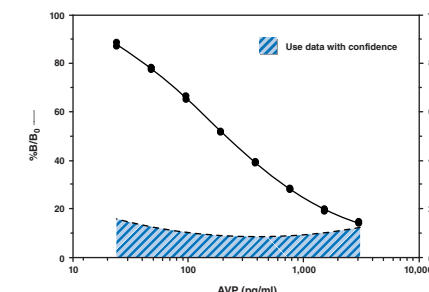
- A nuclear receptor cell-based reporter assay
- See www.caymanchem.com for more details



Arginine Vasopressin ELISA Kit

583951

- Measure arginine vasopressin (AVP), a nine amino acid peptide that regulates water secretion in all mammals
- Assay 24 samples in triplicate or 36 samples in duplicate
- Measure plasma AVP levels down to 50 pg/ml
- **Incubation:** 18 hours | **Development:** 90-120 minutes | **Read:** Colorimetric at 405-420 nm



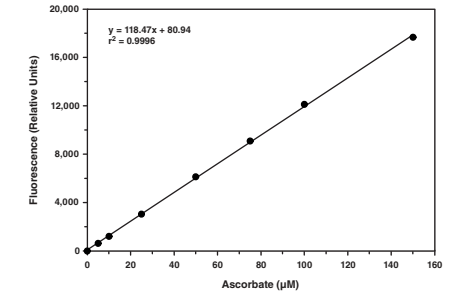
Assay Range = 23.4-3,000 pg/ml
Sensitivity (defined as 80% B/B₀) = -50 pg/ml
Mid-point (defined as 50% B/B₀) = -175-400 pg/ml

The sensitivity and mid-point were derived from the standard curve shown above. The standard was diluted with ELISA Buffer.

Ascorbate Assay Kit

700420

- Quantify ascorbate from plasma, serum, urine, and fruit juices
- Assay 40 samples in duplicate
- **Assay Range:** 5-150 µM
- Plate-based fluorometric measurement (ex 340-350 nm, em 420-430 nm)



ASP ELISA Kit

10008673

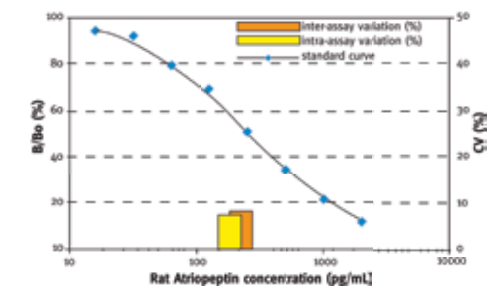
- A specific assay for domoic acid, a neurotoxin responsible for amnesic shellfish poisoning (ASP)
- See www.caymanchem.com for more details



Atriopeptin (rat) EIA Kit

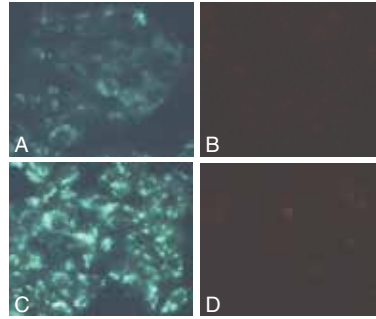
589401

- Measure atriopeptin in rat plasma or tissue extract samples
- Assay 33 samples in duplicate
- **Incubations:** 1 hour | Overnight
- Tissue extract should be purified using SPE cartridges (C-18) (Item No. 400020)



Autophagy/Cytotoxicity Dual Staining Kit 600140

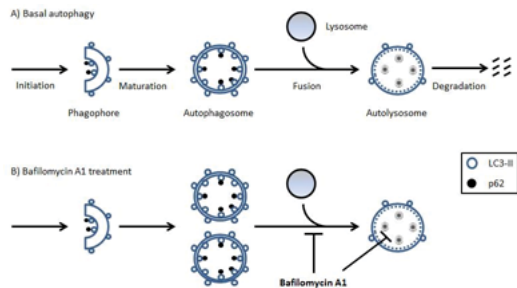
- Utilize the fluorescent reagent monodansylcadaverine to label autophagic vacuoles
- Propidium iodide included for dead cell exclusion
- Tamoxifen included as an autosome-inducing control



Tamoxifen treated HepG2 - Fluorescence microscopy. Panel A: MDC staining of HepG2 cells treated with vehicle. Panel B: Propidium iodide staining of HepG2 cells treated with vehicle. Panel C: MDC staining of HepG2 cells treated with 10 μM tamoxifen. Panel D: Propidium iodide staining of HepG2 cells treated with 10 μM tamoxifen.

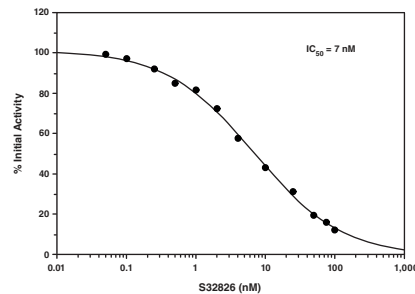
Autoplux Kit 15980

- Determine effect of your experiment on autophagy
- Identify and characterize autophagy modulators (activators/inhibitors)
- Assess result of gene knockdown (siRNA/shRNA) on autophagy
- Evaluate outcome of plasmid transfection/protein expression on autophagy
- Investigate autophagy in specific cell lines



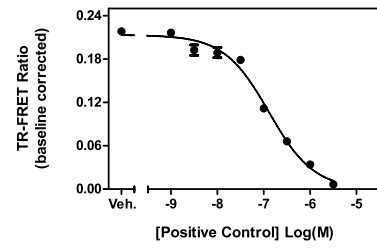
Autotaxin Inhibitor Screening Assay Kit 700580

- Screen for inhibitors of autotaxin
- Assay 45 samples in duplicate
- Plate-based colorimetric measurement (405-415 nm)



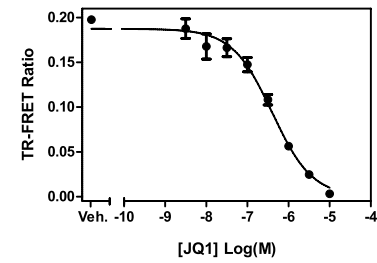
BAZ2B bromodomain TR-FRET Assay Kit 600710

- Homogeneous, time-resolved fluorescence energy transfer (TR-FRET) assay to screen for inhibitors
- Designed for high-throughput screening
- Plate-based, time-resolved fluorometric measurement (ex 340 nm, em 620 and 670 nm)



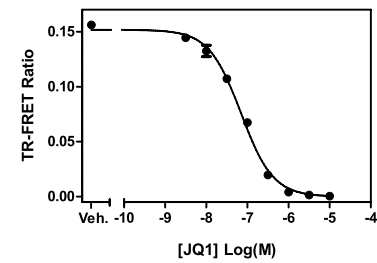
BRD2 bromodomain 1 TR-FRET Assay Kit 600500

- Homogeneous, time-resolved fluorescence energy transfer (TR-FRET) assay to screen for inhibitors
- Designed for high-throughput screening
- Plate-based, time-resolved fluorometric measurement (ex 340 nm, em 620 and 670 nm)



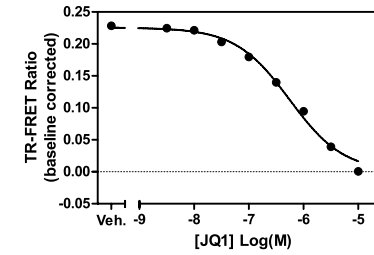
BRD2 bromodomain 2 TR-FRET Assay Kit 600510

- Homogeneous, time-resolved fluorescence energy transfer (TR-FRET) assay to screen for inhibitors
- Designed for high-throughput screening
- Plate-based, time-resolved fluorometric measurement (ex 340 nm, em 620 and 670 nm)



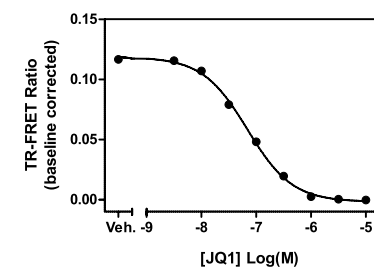
BRD2 bromodomains 1 and 2 TR-FRET Assay Kit 600810

- Homogeneous, time-resolved fluorescence energy transfer (TR-FRET) assay to screen for inhibitors
- Designed for high-throughput screening
- Plate-based, time-resolved fluorometric measurement (ex 340 nm, em 620 and 670 nm)



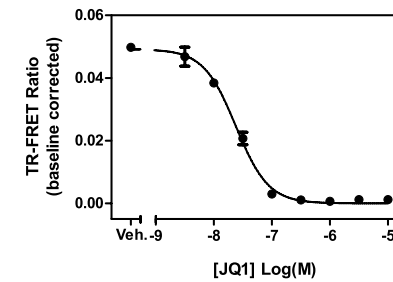
BRD3 bromodomain 1 TR-FRET Assay Kit 600630

- Homogeneous, time-resolved fluorescence energy transfer (TR-FRET) assay to screen for inhibitors
- Designed for high-throughput screening
- Plate-based, time-resolved fluorometric measurement (ex 340 nm, em 620 and 670 nm)



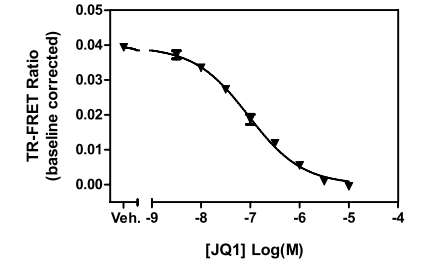
BRD3 bromodomain 2 TR-FRET Assay Kit 600640

- Homogeneous, time-resolved fluorescence energy transfer (TR-FRET) assay to screen for inhibitors
- Designed for high-throughput screening
- Plate-based, time-resolved fluorometric measurement (ex 340 nm, em 620 and 670 nm)



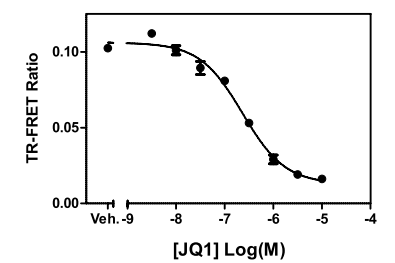
BRD3 bromodomains 1 and 2 TR-FRET Assay Kit 600820

- Homogeneous, time-resolved fluorescence energy transfer (TR-FRET) assay to screen for inhibitors
- Designed for high-throughput screening
- Plate-based, time-resolved fluorometric measurement (ex 340 nm, em 620 and 670 nm)



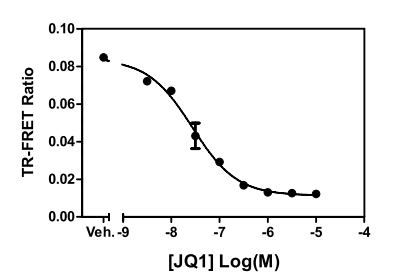
BRD4 bromodomain 1 TR-FRET Assay Kit 600520

- Homogeneous, time-resolved fluorescence energy transfer (TR-FRET) assay to screen for inhibitors
- Designed for high-throughput screening
- Plate-based, time-resolved fluorometric measurement (ex 340 nm, em 620 and 670 nm)



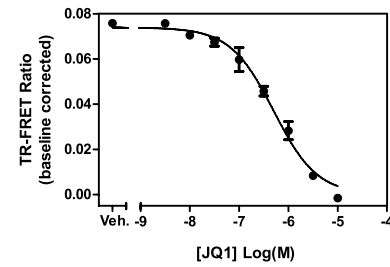
BRD4 bromodomain 2 TR-FRET Assay Kit 600530

- Homogeneous, time-resolved fluorescence energy transfer (TR-FRET) assay to screen for inhibitors
- Designed for high-throughput screening
- Plate-based, time-resolved fluorometric measurement (ex 340 nm, em 620 and 670 nm)



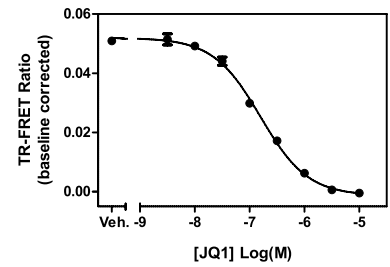
BRD4 bromodomains 1 and 2 TR-FRET Assay Kit 600830

- Homogeneous, time-resolved fluorescence energy transfer (TR-FRET) assay to screen for inhibitors
- Designed for high-throughput screening
- Plate-based, time-resolved fluorometric measurement (ex 340 nm, em 620 and 670 nm)



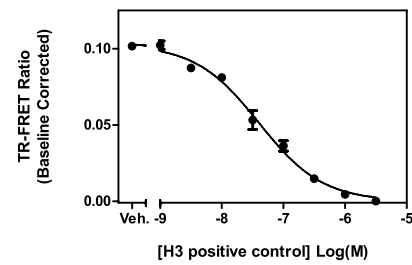
BRDT bromodomain 1 TR-FRET Assay Kit 600650

- Homogeneous, time-resolved fluorescence energy transfer (TR-FRET) assay to screen for inhibitors
- Designed for high-throughput screening
- Plate-based, time-resolved fluorometric measurement (ex 340 nm, em 620 and 670 nm)



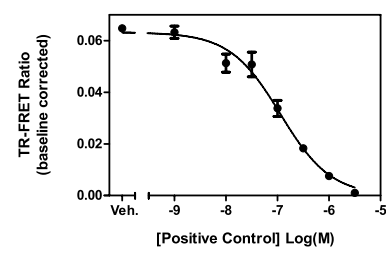
BRG1 bromodomain TR-FRET Assay Kit 600720

- Homogeneous, time-resolved fluorescence energy transfer (TR-FRET) assay to screen for inhibitors
- Designed for high-throughput screening
- Plate-based, time-resolved fluorometric measurement (ex 340 nm, em 620 and 670 nm)



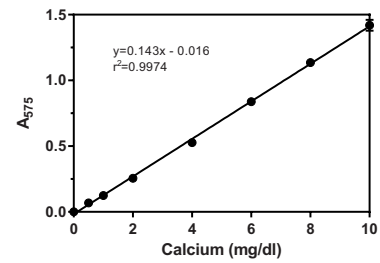
BRM bromodomain TR-FRET Assay Kit 600730

- Homogeneous, time-resolved fluorescence energy transfer (TR-FRET) assay to screen for inhibitors
- Designed for high-throughput screening
- Plate-based, time-resolved fluorometric measurement (ex 340 nm, em 620 and 670 nm)



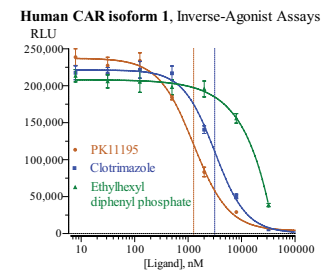
Calcium Assay Kit 701220

- Measure calcium in plasma, serum, urine, tissue homogenates, and cell lysates
- Assay 40 samples in duplicate
- Measure calcium down to 0.25 mg/dl
- Plate-based, colorimetric measurement (570-590 nm)



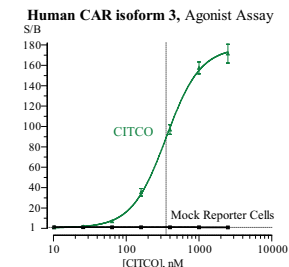
CAR1 (human) Reporter Assay Kit 15748

- A nuclear receptor cell-based reporter assay
- See www.caymanchem.com for more details



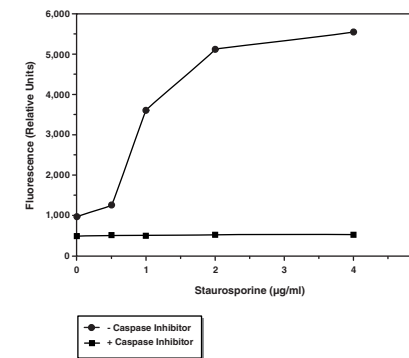
CAR3 (human) Reporter Assay Kit 15747

- A nuclear receptor cell-based reporter assay
- See www.caymanchem.com for more details



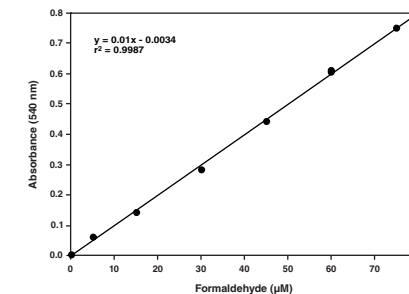
Caspase-3 Fluorescence Assay Kit 10009135

- Measure caspase-3 enzymatic activity levels in cell lysates
- Works with caspase-3 from multiple species
- Active caspase-3 generates a fluorescent product that is easily quantified



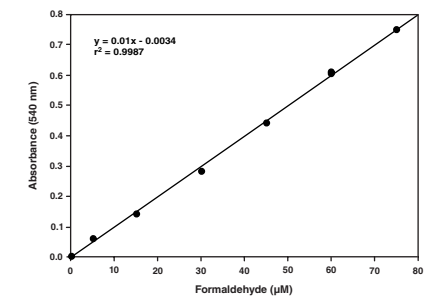
Catalase Assay Kit 707002

- Measure catalase activity in plasma, serum, erythrocyte lysates, tissue homogenates, and cell lysates
- Assay 40 samples in duplicate
- Measure catalase activity down to 2 U/ml
- Plate-based, colorimetric measurement (540 nm)



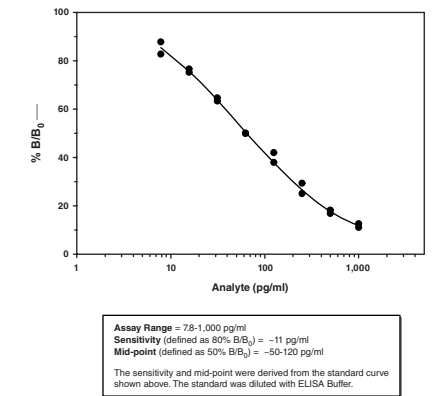
Catalase Assay Kit (without Hydrogen Peroxide) 700910

- Measure catalase activity in plasma, serum, erythrocyte lysates, tissue homogenates, and cell lysates
- Assay 40 samples in duplicate
- Measure catalase activity down to 2 U/ml
- Plate-based, colorimetric measurement (540 nm)



Cayman Practice ELISA Kit 10009658

- A practice ELISA kit for those unfamiliar with performing competitive ELISAs
- Easy to follow instructions with helpful illustrations
- Low cost

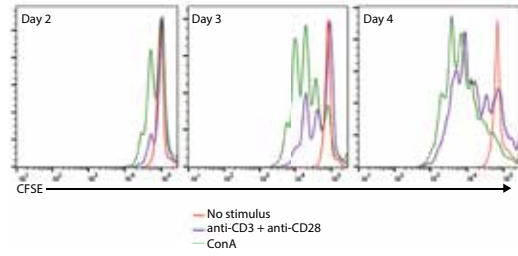


Cell Cycle Phase Determination Kit 10009349

- Flow cytometric analysis of cell cycle progression (G₀/G₁, G₂, or S phase)
- Contains reagents for fixing, permeabilizing, and staining cells
- Easy to follow protocol

CFSE Cell Division Assay Kit 10009853

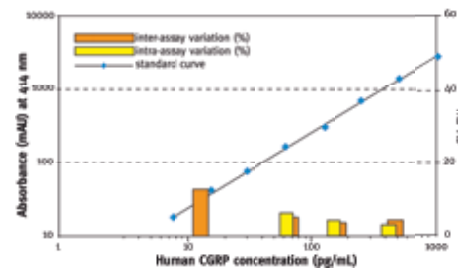
- Flow cytometric analysis of cell proliferation
- Cell division results in a halving of the fluorescent signal; up to eight divisions can be monitored
- Compatible with staining for cell-surface and intracellular markers



CD4+ T cells proliferate in response to T cell receptor antibodies and mitogenic stimuli.

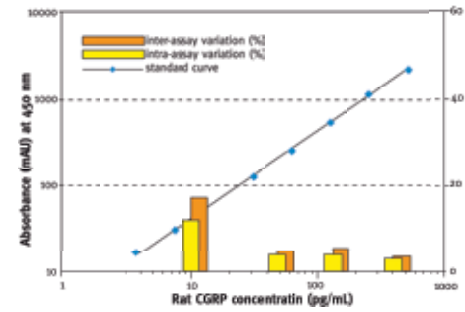
CGRP (human) EIA Kit 589101

- Measure calcitonin gene-related peptide (CGRP) in human plasma, serum, CSF, bronchoalveolar lavage, cell extract, and cell culture supernatant samples
- Assay 33 samples in duplicate
- **Incubation:** Overnight
- SPE Cartridges (C-18) (Item No. 400020) available for easy and safe extraction of CGRP from plasma samples



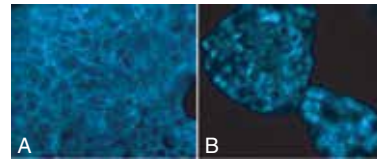
CGRP (rat) EIA Kit 589001

- Measure calcitonin gene-related peptide (CGRP) in mouse or rat plasma, serum, CSF, bronchoalveolar lavage, cell extract, and cell culture supernatant samples
- Assay 33 samples in duplicate
- **Incubation:** Overnight
- SPE Cartridges (C-18) (Item No. 400020) available for easy and safe extraction of CGRP from plasma samples



Cholesterol Cell-Based Detection Assay Kit 10009779

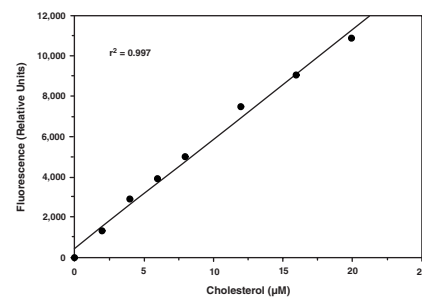
- Detect cholesterol uptake and localization within cultured cells
- Employ filipin III, a probe that fluoresces in the presence of cholesterol
- An inhibitor of cholesterol trafficking is included as a positive control



Accumulation of cholesterol in HepG2 cells in response to U-18666A. Cells were treated with DMSO vehicle or 1.25 μM U-18666A for 48 hours. Panel A: Vehicle treated cells demonstrate that the majority of cholesterol is localized on the plasma membrane. Panel B: U-18666A treated cells shows intracellular accumulation of cholesterol droplets.

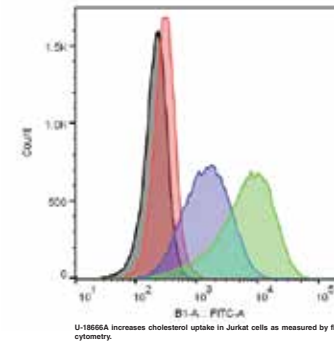
Cholesterol Fluorometric Assay Kit 10007640

- Quantitation of total cholesterol in plasma or serum
- Assay 40 samples in duplicate
- **Assay Range:** 2-20 μM
- Plate-based, fluorometric measurement (ex 530-540 nm, em 585-595 nm)



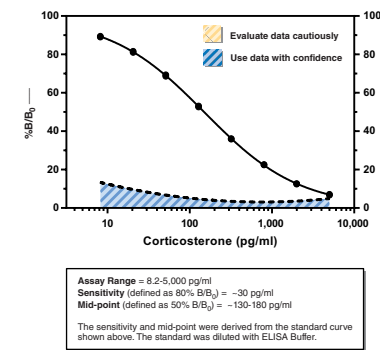
Cholesterol Uptake Cell-Based Assay Kit 600440

- Detect cholesterol uptake within cultured cells by flow cytometry or plate reader
- Employ NBD cholesterol, a fluorescently-tagged cholesterol
- An inhibitor of cholesterol trafficking is included as a positive control
- The kit provides enough NBD cholesterol to test 250 samples



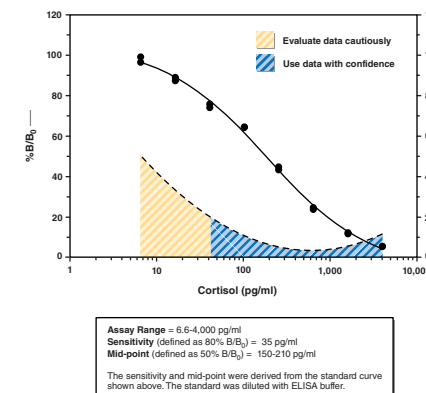
Corticosterone ELISA Kit 501320

- Measure corticosterone in serum and rodent feces
- Assay 24 samples in triplicate or 36 samples in duplicate
- Measure corticosterone levels down to 30 pg/ml
- **Incubation:** Overnight | **Development:** 90-120 minutes | **Read:** Colorimetric at 405-420 nm



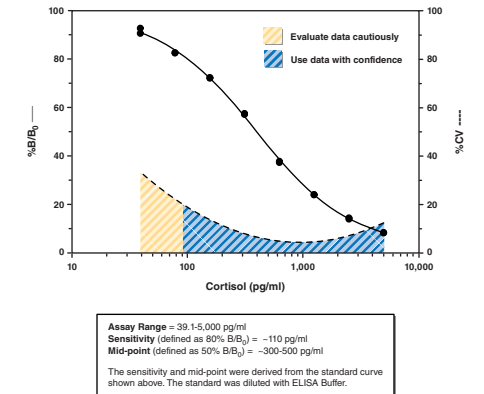
Cortisol ELISA Kit 500360

- Measure cortisol in urine, plasma, and other sample matrices
- Assay 24 samples in triplicate or 36 samples in duplicate
- Measure cortisol levels down to 35 pg/ml
- **Incubation:** 18 hours | **Development:** 90-120 minutes | **Read:** Colorimetric at 405-420 nm



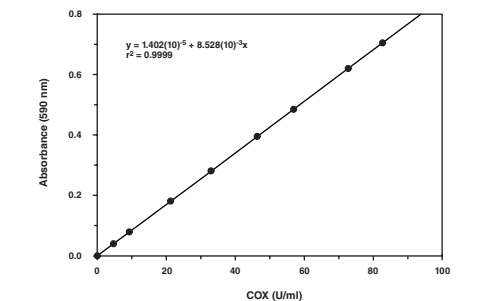
Cortisol Express ELISA Kit 500370

- Measure cortisol in urine, plasma, and other sample matrices
- Assay 24 samples in triplicate or 36 samples in duplicate
- Measure cortisol levels down to 110 pg/ml
- Rapid assay; get results in under 4 hours



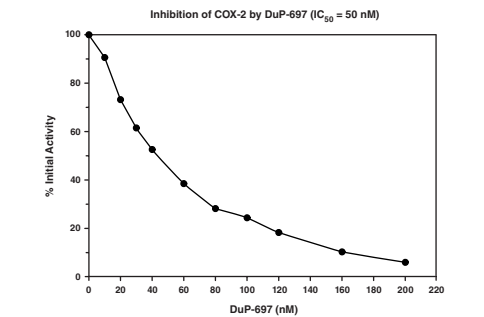
COX Activity Assay Kit 760151

- Measure cyclooxygenase (COX) activity in cell lysates, tissue homogenates, and purified enzyme preparations
- Measure the peroxidase component of the COX
- Assay 36 samples in duplicate
- Plate-based, colorimetric measurement (590 nm)
- Includes isozyme-specific inhibitors for distinguishing COX-2 activity from COX-1 activity



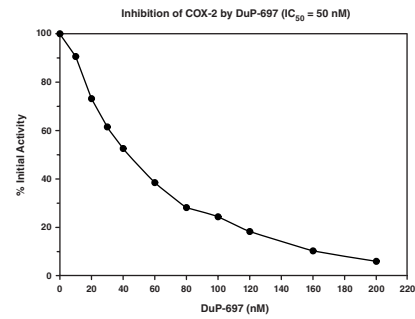
COX Colorimetric Inhibitor Screening Assay Kit 701050

- Screen for inhibitors of ovine cyclooxygenase (COX)-1 or human COX-2
- Measure the peroxidase component of the COX
- Assay 41 samples for COX-1 and 41 samples for COX-2 in duplicate
- Plate-based, colorimetric measurement (590 nm)



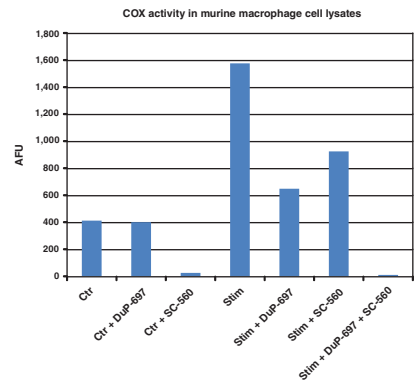
COX (ovine) Colorimetric Inhibitor Screening Assay Kit 760111

- Screen for inhibitors of ovine cyclooxygenase (COX)-1 or ovine COX-2
- Measure the peroxidase component of the COX
- Assay 41 samples for COX-1 and 41 samples for COX-2 in duplicate
- Plate-based, colorimetric measurement (590 nm)



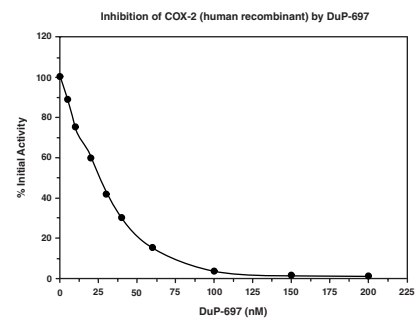
COX Fluorescent Activity Assay Kit 700200

- Measure cyclooxygenase (COX) activity in cell lysates, tissue homogenates, and purified enzyme preparations
- Measure the peroxidase component of the COX
- Assay 70 samples in duplicate
- Plate-based, fluorometric measurement (ex 530-540 nm, em 585-595 nm)
- Includes isozyme-specific inhibitors for distinguishing COX-2 activity from COX-1 activity



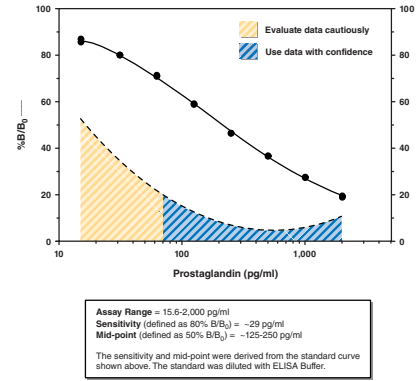
COX Fluorescent Inhibitor Screening Assay Kit 700100

- Screen for inhibitors of ovine cyclooxygenase (COX)-1 or human COX-2
- Measure the peroxidase component of the COX
- Assay 46 samples for COX-1 and 46 samples for COX-2 in duplicate
- Plate-based, fluorometric measurement (ex 530-540 nm, em 585-595 nm)



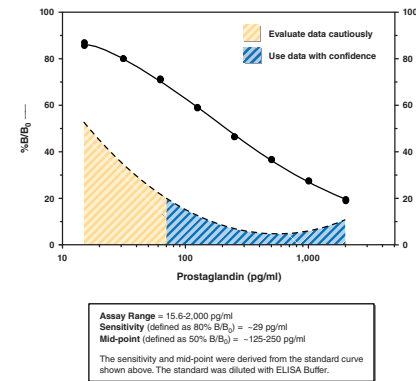
COX (ovine) Inhibitor Screening Assay Kit 560101

- Screen for inhibitors of ovine cyclooxygenase (COX)-1 or ovine COX-2
- Directly measure PGF_{2α} produced in the COX reaction
- Assay 15 samples for COX-1 or COX-2 in duplicate
- Plate-based, colorimetric measurement (405-420 nm)



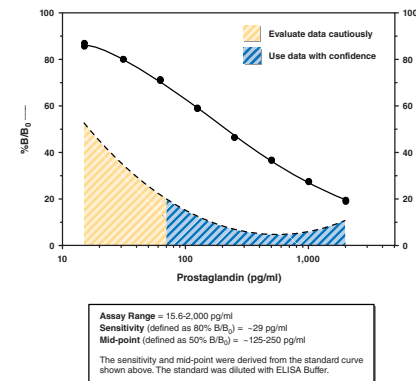
COX (ovine/human) Inhibitor Screening Assay Kit 560131

- Screen for inhibitors of ovine cyclooxygenase (COX)-1 or human COX-2
- Directly measure PGF_{2α} produced in the COX reaction
- Assay 15 samples for COX-1 or COX-2 in duplicate
- Plate-based, colorimetric measurement (405-420 nm)



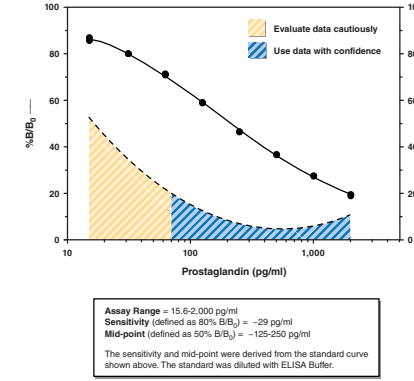
COX-1 (human) Inhibitor Screening Assay Kit 701070

- Screen for inhibitors of human cyclooxygenase 1 (COX-1)
- Directly measure prostaglandin production
- Assay 16 samples in duplicate
- Plate-based, colorimetric measurement (405-420 nm)



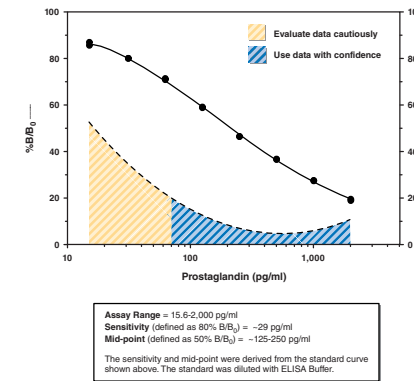
COX-1 (ovine) Inhibitor Screening Assay Kit 701090

- Screen for inhibitors of ovine cyclooxygenase 1 (COX-1)
- Directly measure prostaglandin production
- Assay 16 samples in duplicate
- Plate-based, colorimetric measurement (405-420 nm)



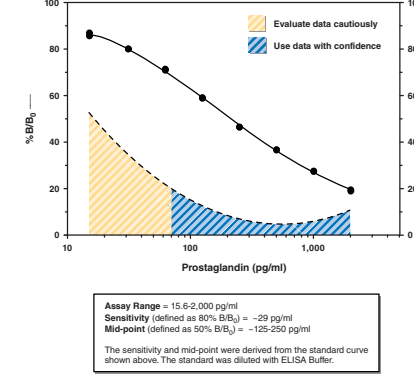
COX-2 (human) Inhibitor Screening Assay Kit 701080

- Screen for inhibitors of human cyclooxygenase 2 (COX-2)
- Directly measure prostaglandin production
- Assay 16 samples in duplicate
- Plate-based, colorimetric measurement (405-420 nm)



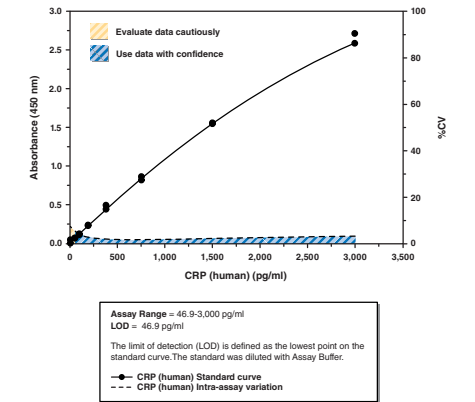
COX-2 (ovine) Inhibitor Screening Assay Kit 702000

- Screen for inhibitors of ovine cyclooxygenase 2 (COX-2)
- Directly measure prostaglandin production
- Assay 16 samples in duplicate
- Plate-based, colorimetric measurement (405-420 nm)



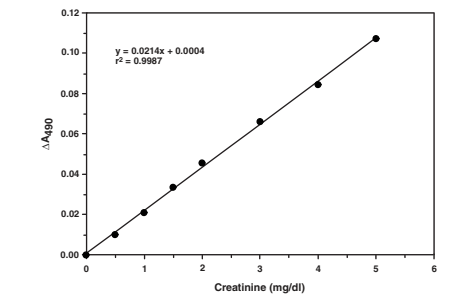
C-Reactive Protein (human) ELISA Kit 10011236

- Measure C-reactive protein (CRP) from human plasma without prior sample purification
- **Assay Range:** 46.9-3,000 pg/ml with an LOD of 46.9 pg/ml
- Rapid assay; get results in under 3 hours



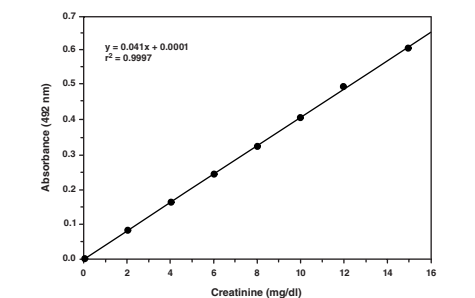
Creatinine (serum) Colorimetric Assay Kit 700460

- Measure creatinine levels in plasma and serum
- Assay 40 samples in duplicate
- Measure creatinine levels down to 0.1 mg/dl
- Plate-based, colorimetric measurement (490-500 nm)



Creatinine (urinary) Colorimetric Assay Kit 500701

- Measure creatinine levels in urine
- Assay 40 samples in duplicate
- Measure creatinine levels down to 0.1 mg/dl
- Plate-based, colorimetric measurement (490-500 nm)

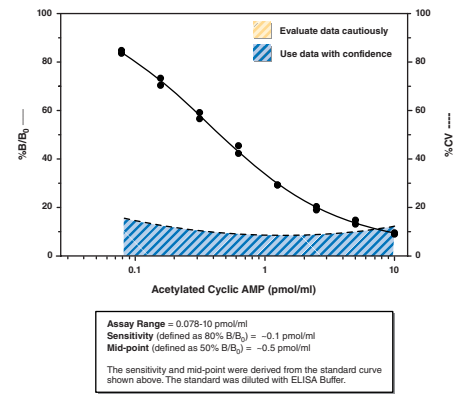


CREB (Phospho-Ser¹³³) Transcription Factor Assay Kit 10009846

- A sensitive, non-radioactive method of detecting cAMP-response-element-binding protein (CREB) from whole cell lysates
- 96-well plate format replaces electrophoretic mobility shift assays (EMSA)
- Capture the transcription factor using a specific dsDNA sequence bound to the plate
- Detect the dsDNA-bound transcription factor with specific antibodies in an ELISA format
- Nuclear Extraction Kit (Item No. 10009277) available to aid in the isolation of nuclear and cytoplasmic fractions from cell lysates or tissue homogenates

Cyclic AMP ELISA Kit 581001

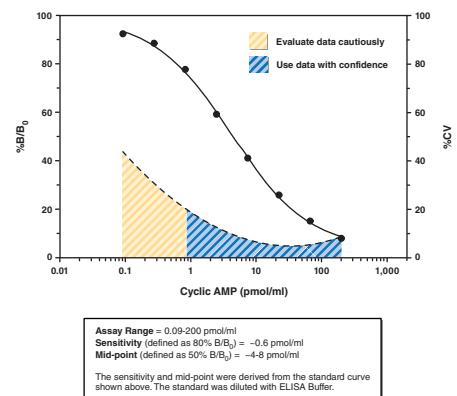
- Measure acetylated or non-acetylated cyclic AMP (cAMP) in cell lysates, tissue homogenates, plasma or urine
- Assay 24 samples in triplicate or 36 samples in duplicate
- Measure cAMP levels down to 0.1 pmol/ml
- **Incubation:** 18 hours | **Development:** 60-90 minutes | **Read:** Colorimetric at 405-420 nm
- Contains acetic anhydride



Also Available: *Cyclic AMP ELISA Kit (without Acetic Anhydride) Item No. 581002*

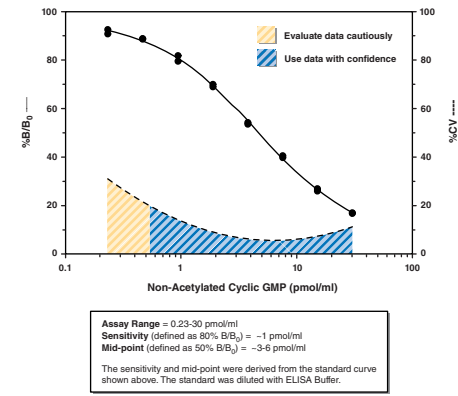
Cyclic AMP Select ELISA Kit 501040

- A sensitive assay for cyclic AMP (cAMP) in multiple sample matrices without the need for acetylation
- Assay 24 samples in triplicate or 36 samples in duplicate
- Measure cAMP levels down to 0.6 pmol/ml
- **Incubation:** 18 hours | **Development:** 90-120 minutes | **Read:** Colorimetric at 405-420 nm



Cyclic GMP ELISA Kit 581021

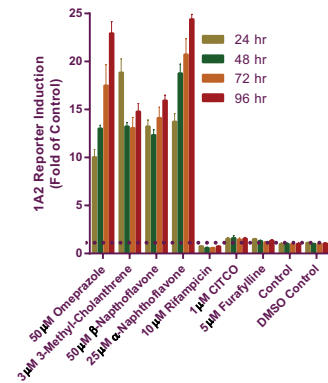
- Detect non-acetylated or acetylated cyclic GMP (cGMP) in cell lysates, tissue homogenates, plasma, or urine
- Measure non-acetylated cGMP levels down to 1 pmol/ml or acetylated cGMP levels down to 0.1 pmol/ml
- Assay 24 samples in triplicate or 36 samples in duplicate
- Contains acetic anhydride
- **Incubation:** 18 hours | **Development:** 60-90 minutes | **Read:** Colorimetric at 405-420 nm



Also Available: *Cyclic GMP ELISA Kit (without Acetic Anhydride) Item No. 581022*

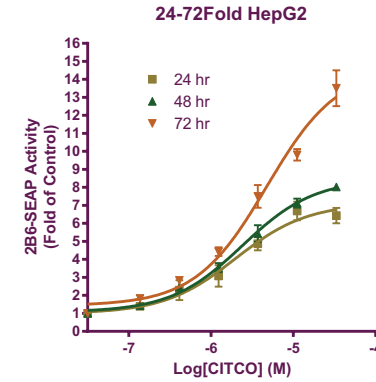
CYP1A1/2 Induction Reporter Assay Kit 600670

- A 96-well plate coated with DNA encoding a CYP1A1/2 promoter-regulated reporter enzyme (SEAP)
- Cells grown on the complex will express the CYP1A1/2 promoter-regulated SEAP
- Binding of inducer-activated endogenous transcription factors to the CYP1A1/2 promoter will activate SEAP expression
- SEAP secreted into the supernatant cleaves a luminescence-based substrate



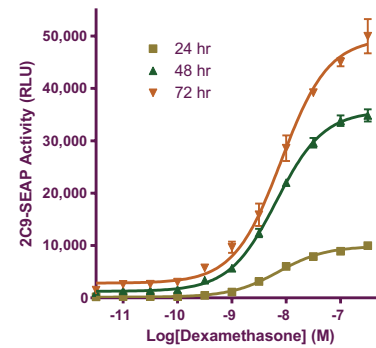
CYP2B6 Induction Reporter Assay Kit 600680

- A 96-well plate coated with DNA encoding a CYP2B6 promoter-regulated reporter enzyme (SEAP) and two nuclear receptors, hCAR3 and HNF4α
- Cells grown on the complex will express the two nuclear receptors and the CYP2B6 promoter-regulated SEAP
- CAR-mediated CYP2B6 inducers will activate SEAP expression
- SEAP secreted into the supernatant cleaves a luminescence-based substrate



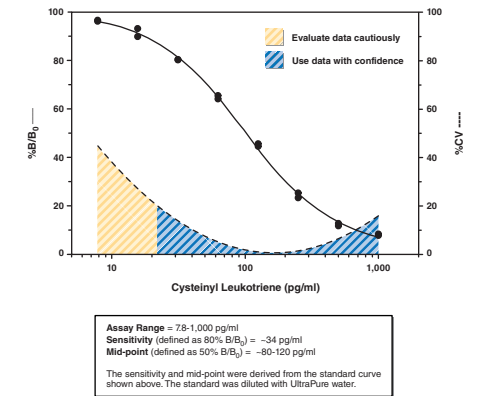
CYP2C9 Induction Reporter Assay Kit 601120

- A 96-well plate coated with DNA encoding a CYP2C9 promoter-regulated reporter enzyme (SEAP) and two nuclear receptors, GRα and HNF4α
- Cells grown on the complex will express the two nuclear receptors and the CYP2C9 promoter-regulated SEAP
- GR-mediated CYP2C9 inducers will activate SEAP expression
- SEAP secreted into the supernatant cleaves a luminescence-based substrate



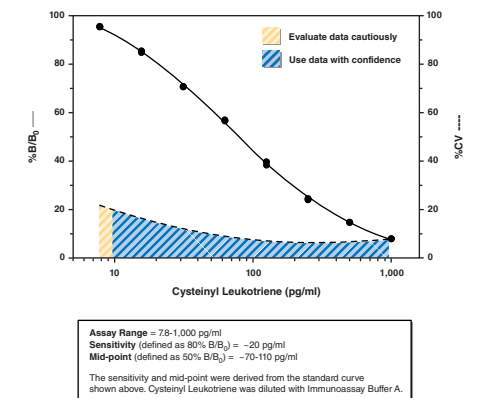
Cysteinyl Leukotriene ELISA Kit 500390

- Detect all cysteinyl leukotrienes (CysLTs) (LTC₄, LTD₄, and LTE₄) in urine and other sample matrices
- Assay 24 samples in triplicate or 36 samples in duplicate
- Measure CysLT levels down to 34 pg/ml
- **Incubation:** 18 hours | **Development:** 90-120 minutes | **Read:** Colorimetric at 405-420 nm



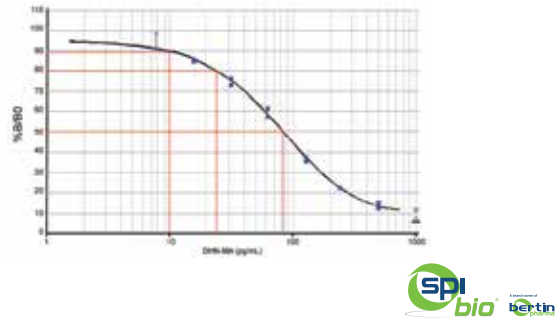
Cysteinyl Leukotriene Express ELISA Kit 10009291

- Detect all cysteinyl leukotrienes (CysLTs) (LTC₄, LTD₄, and LTE₄) in urine, tissue culture medium, and other sample matrices
- Assay 24 samples in triplicate or 36 samples in duplicate
- Measure CysLT levels down to 20 pg/ml
- **Incubation:** 2 hours | **Development:** 60-90 minutes | **Read:** Colorimetric at 405-420 nm



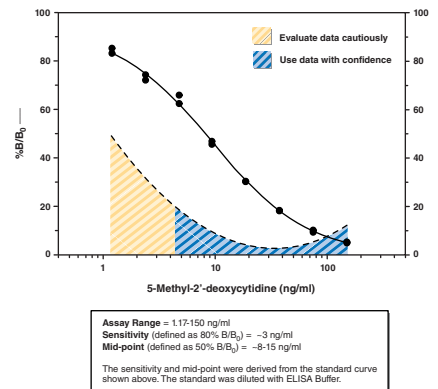
DHN-MA EIA Kit 501140

- Measure 1,4-dihydroxynonane mercapturic acid (DHN-MA), a HNE metabolite, in urine samples
- Assay 24 samples in triplicate or 36 samples in duplicate
- **Incubation:** Overnight
- **Species Compatibility:** Human | Mouse | Rat | Dog | Pig



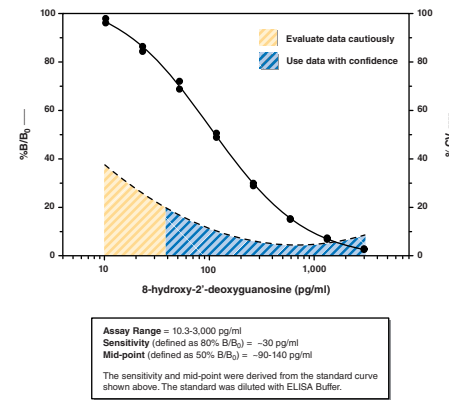
DNA Methylation ELISA Kit 589324

- Measure 5-methyl-2'-deoxy cytidine in urine, plasma, cell lysates, and tissue culture supernatants
- Assay 24 samples in triplicate or 36 samples in duplicate
- Measure 5-methyl-2'-deoxy cytidine levels down to 3 ng/ml
- **Incubation:** 18 hours | **Development:** 90-120 minutes | **Read:** Colorimetric at 405-420 nm



DNA/RNA Oxidative Damage ELISA Kit 589320

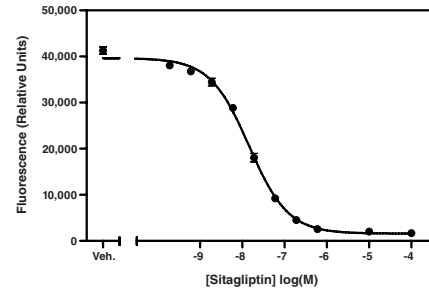
- Measure major oxidative damage markers, 8-hydroxy 2'-deoxyguanosine, 8-hydroxyguanosine, and 8-hydroxyguanine in urine, cell culture medium, cell lysates, tissue samples, saliva, and plasma/serum samples
- Assay 24 samples in triplicate or 36 samples in duplicate
- **Assay Range:** 10.3-3,000 pg/ml
- **Incubation:** 18 hours | **Development:** 90-120 minutes | **Read:** Colorimetric at 405-420 nm



Also Available: 8-Hydroxyguanosine Monoclonal ELISA Kit Item No. 501130 (see page 42)

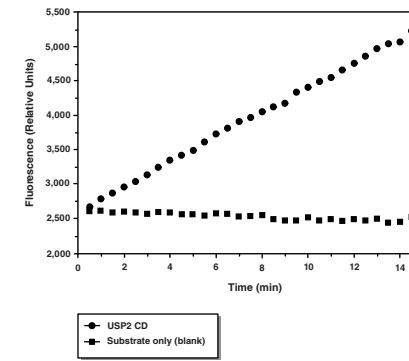
DPP (IV) Inhibitor Screening Assay Kit 700210

- Screen for dipeptidyl peptidase IV (DPP (IV)) inhibitors
- Assay 46 samples in duplicate
- Includes positive control inhibitor
- Plate-based, fluorometric measurement (ex 530-540 nm, em 585-595 nm)



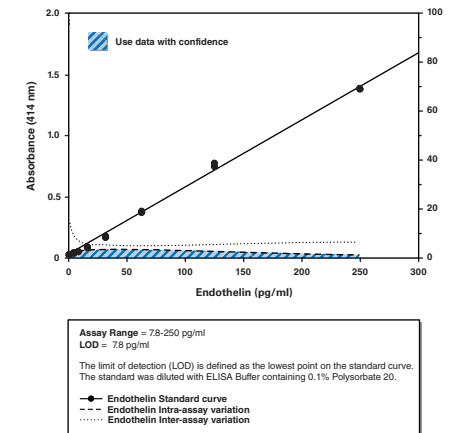
DUB Activity Assay Kit 15981

- Screen potential inhibitors and activators for activity against specific deubiquitinating enzymes (DUBs)
- Assess performance of DUBs of interest with ubiquitin-AMC substrate allowing relevant kinetic data to be generated
- Evaluate performance of DUB activators and inhibitors enabling relevant kinetic data to be determined
- Optimize assays for specific DUBs to facilitate their use in high-throughput screening
- Demonstrate novel, putative DUBs have ubiquitin-AMC processing activity



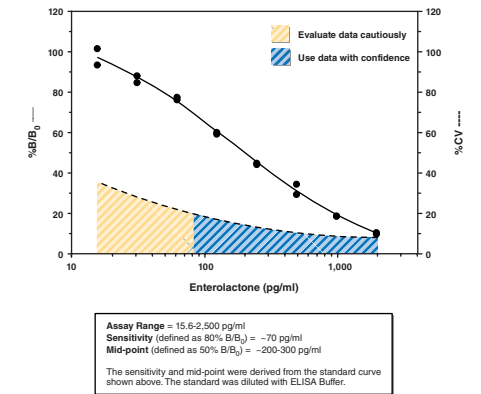
Endothelin ELISA Kit 583151

- Measure endothelin in serum, plasma, urine, or cell culture media
- Assay 24 samples in triplicate or 36 samples in duplicate
- **Assay Range:** 7.8-250 pg/ml with a LOD of 7.8 pg/ml
- **Incubation:** 18 hours | **Development:** 90-120 minutes | **Read:** Colorimetric at 405-420 nm



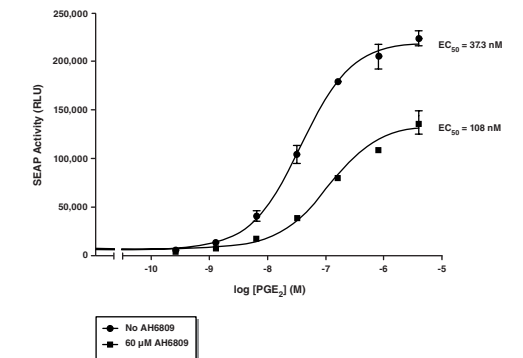
Enterolactone ELISA Kit 500520

- Measure enterolactone in plasma, urine, and other sample matrices
- Assay 24 samples in triplicate or 36 samples in duplicate
- Measure enterolactone levels down to 70 pg/ml
- **Incubation:** 18 hours at 4°C | **Development:** 90-120 minutes on an orbital shaker | **Read:** Colorimetric at 405-420 nm



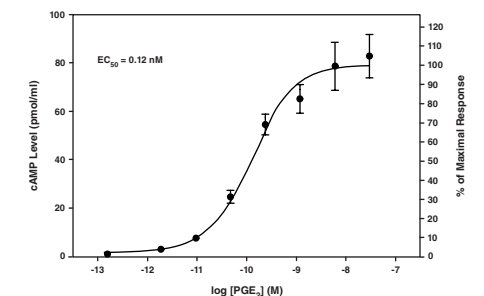
EP₂ Receptor (rat) Reporter Assay Kit 600340

- A 96-well plate coated with DNA encoding both the rat EP₂ receptor and a cAMP response element-regulated SEAP
- Cells grown on the complex will express both the rat EP₂ receptor and the SEAP reporter
- Binding of EP₂ receptor agonists induces expression of SEAP
- SEAP secreted into the supernatant cleaves a luminescence-based substrate



EP₄ Receptor (rat) Activation Assay Kit (cAMP) 600410

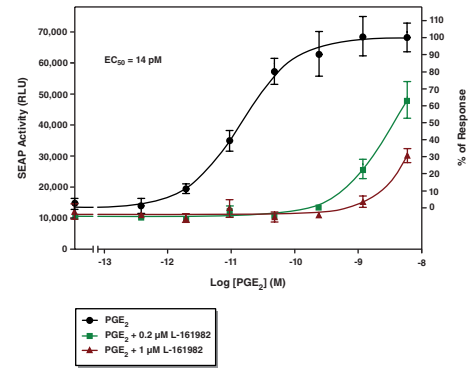
- Reverse transfection reporter assay to screen for EP₄ receptor agonists
- Assay 18 samples in duplicate
- ELISA-based cAMP measurement
- Plate-based, colorimetric measurement (405-420 nm)



EP₄ Receptor (rat) Reporter Assay Kit

600350

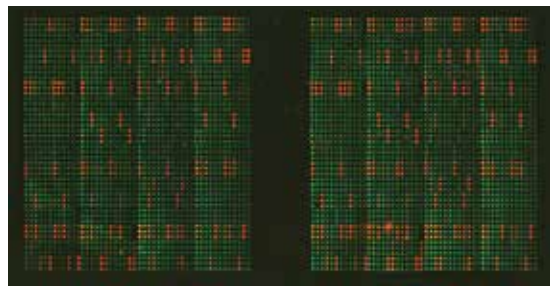
- A 96-well plate coated with DNA encoding both the rat EP₄ receptor and a cAMP response element-regulated SEAP
- Cells grown on the complex will express both the rat EP₄ receptor and the SEAP reporter
- Binding of EP₄ receptor agonists induces expression of SEAP
- SEAP secreted into the supernatant cleaves a luminescence-based substrate



EpiTitan™ Histone Peptide Array

17626

- Array covers over 95 unique modifications on the four core histones
- Perform multiple experiments per array
- Determine the specificity of histone binding proteins, the selectivity of histone antibodies and identify substrates for histone-modifying enzymes



EpiTitan™ Histone Peptide Array.

ER (human) Reporter Assays Panel

15739

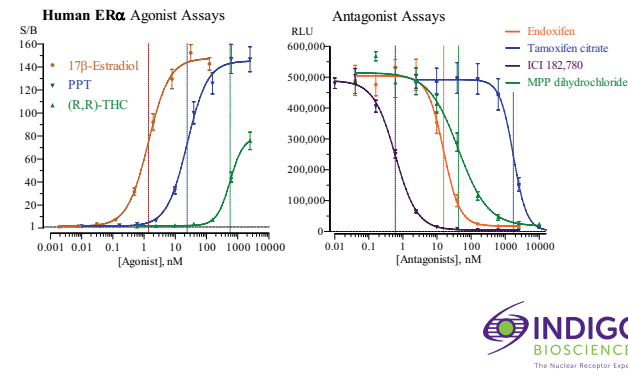
- A nuclear receptor cell-based reporter assay
- See www.caymanchem.com for more details



ERα (human) Reporter Assay Kit

15737

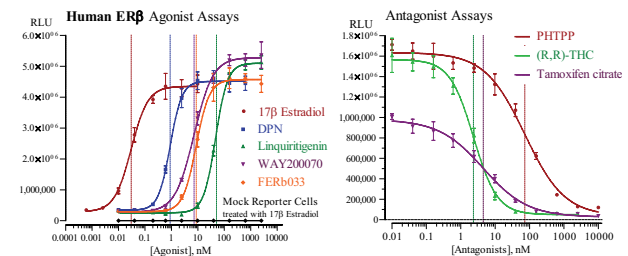
- A nuclear receptor cell-based reporter assay
- See www.caymanchem.com for more details



ERβ (human) Reporter Assay Kit

15738

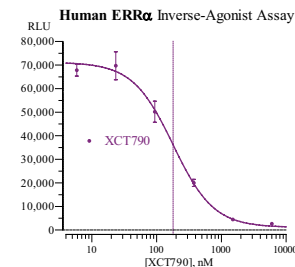
- A nuclear receptor cell-based reporter assay
- See www.caymanchem.com for more details



ERRα (human) Reporter Assay Kit

15760

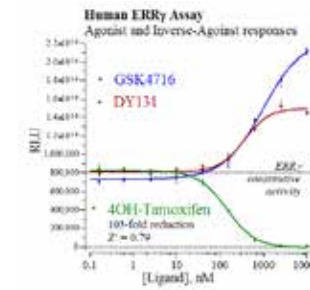
- A nuclear receptor cell-based reporter assay
- See www.caymanchem.com for more details



ERRγ (human) Reporter Assay Kit

16524

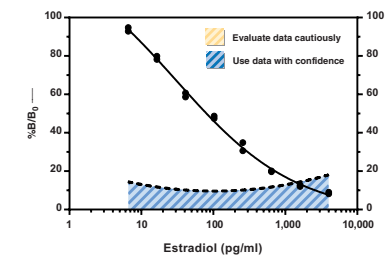
- A nuclear receptor cell-based reporter assay
- See www.caymanchem.com for more details



Estradiol ELISA Kit

582251

- Measure estradiol (17β-estradiol) in cell culture medium, plasma, and serum
- Assay 24 samples in triplicate or 36 samples in duplicate
- Measure estradiol levels down to 15 pg/ml
- Incubation: 1 hour | Development: 60-90 minutes | Read: Colorimetric at 405-420 nm

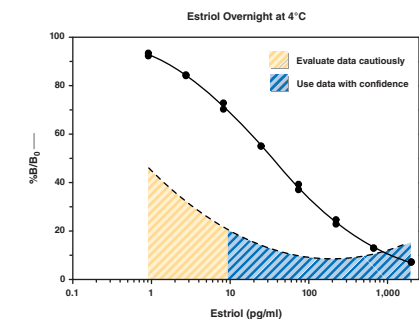


Assay Range = 6.6-4,000 pg/ml
Sensitivity (defined as 80% B/B₀) = ~15 pg/ml
Mid-point (defined as 50% B/B₀) = ~40-100 pg/ml
The sensitivity and mid-point were derived from the standard curve shown above. The standard was diluted with ELISA Buffer.

Estriol ELISA Kit

582281

- Measure estriol, a major estrogen produced during pregnancy, in plasma and other sample matrices
- Assay 24 samples in triplicate or 36 samples in duplicate
- Measure estriol levels down to 4 pg/ml
- Incubation: 18 hours | Development: 90-120 minutes | Read: Colorimetric at 405-420 nm

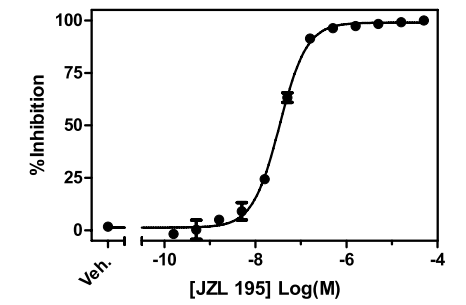


Assay Range = 0.9-2,000 pg/ml
Sensitivity (defined as 80% B/B₀) = ~4 pg/ml
Mid-point (defined as 50% B/B₀) = ~25-60 pg/ml
The sensitivity and mid-point were derived from the standard curve shown above. The standard was diluted with ELISA Buffer.

FAAH Inhibitor Screening Assay Kit

10005196

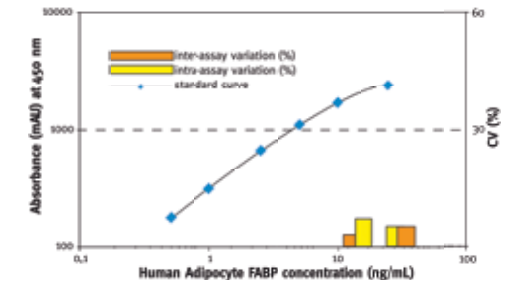
- Screen for inhibitors of fatty acid amide hydrolase (FAAH)
- Assay 45 samples in duplicate
- Includes JZL 195 positive control
- Plate-based, fluorometric measurement (ex 340-360 nm, em 450-465 nm)



FABP4 (human) EIA Kit

10007614

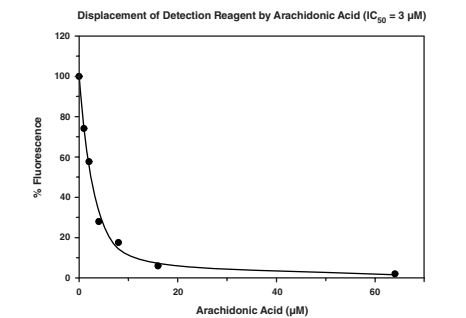
- Measure fatty acid binding protein 4 (FABP4) in human serum, plasma, tissue extract, and culture supernatant
- Assay 41 samples in duplicate
- Incubations: 2 x 1 hour | 30 minutes



FABP4 Inhibitor/Ligand Screening Assay Kit

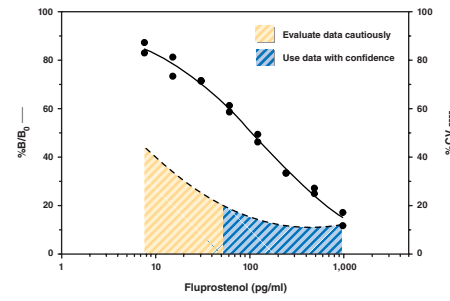
10010231

- Screen for fatty acid binding protein 4 (FABP4) ligands
- Includes arachidonic acid positive control
- Plate-based, fluorometric measurement (ex 370 nm, em 475 nm)



Fluprostenol ELISA Kit 516761

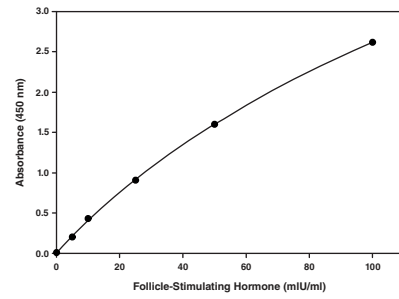
- Measure the free acid form of fluprostenol
- Assay 24 samples in triplicate or 36 samples in duplicate
- Measure fluprostenol levels down to 16 pg/ml
- **Incubation:** 18 hours | **Development:** 90-120 minutes | **Read:** Colorimetric at 405-420 nm



Assay Range = 7.8-1,000 pg/ml
Sensitivity (defined as 80% B/B₀) = ~16 pg/ml
Mid-point (defined as 50% B/B₀) = ~110 pg/ml
 The sensitivity and mid-point were derived from the standard curve shown above. The standard was diluted with ELISA Buffer.

Follicle-Stimulating Hormone ELISA Kit 500710

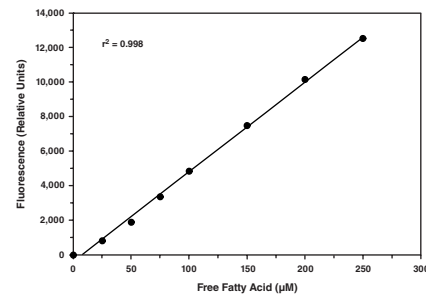
- Measure follicle-stimulating hormone (FSH) in human serum
- Assay 27 samples in triplicate or 41 samples in duplicate
- **Assay Range:** 0.6-100 mIU/ml with an LOD of 0.6 mIU/ml
- Rapid assay; get results in under 2 hours



Assay Range = 0.6-100 mIU/ml
LOD = 0.6 mIU/ml
 The limit of detection (LOD) is defined as the lowest point on the standard curve.

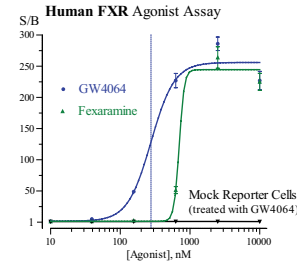
Free Fatty Acid Fluorometric Assay Kit 700310

- Measure free fatty acids (FFAs) in plasma, serum, and urine
- Assay 20 samples in duplicate
- Measure free fatty acids from 25 to 250 μM
- Plate-based, fluorometric measurement (ex 530-540 nm, em 585-595 nm)



FXR (human) Reporter Assay Kit 15741

- A nuclear receptor cell-based reporter assay
- See www.caymanchem.com for more details



GFAP (human) EIA Kit 10007621

- Measure glial fibrillary acidic protein (GFAP) in human serum, plasma, CSF, and tissue culture supernatant samples
- Assay 40 samples in duplicate
- **Incubations:** 2 hours | 2 x 1 hour



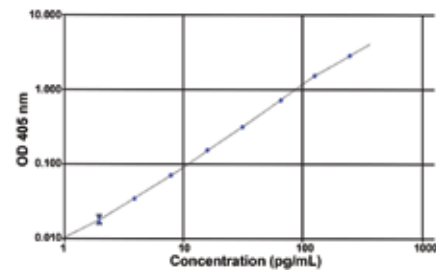
Acylated Ghrelin (dog) Easy Sampling EIA Kit 501210

- Measure acetylated ghrelin in dog blood, plasma, or serum samples
- Assay 24 samples in triplicate or 36 samples in duplicate
- **Incubations:** 1 hour | Overnight
- Samples collected on any protease inhibitor are suitable with this kit, including frozen samples



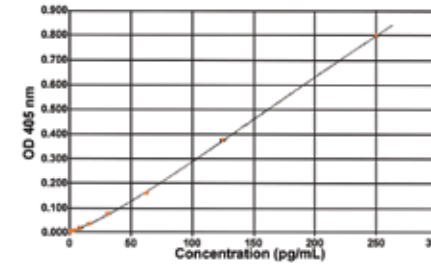
Acylated Ghrelin (human) Easy Sampling EIA Kit 501160

- Measure acetylated ghrelin in human blood, plasma, or serum samples
- Assay 24 samples in triplicate or 36 samples in duplicate
- **Incubation:** 2 x 2 hours
- Samples collected on any protease inhibitor are suitable with this kit, including frozen samples



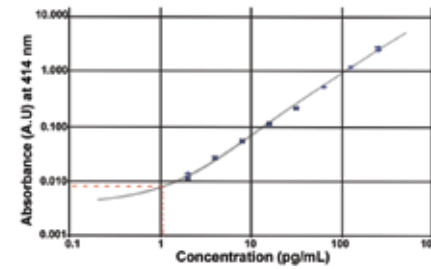
Acylated Ghrelin (human) Express EIA Kit 10006306

- Measure acetylated ghrelin in human blood, plasma, or serum samples
- Assay 24 samples in triplicate or 36 samples in duplicate
- **Incubation:** 3 hours
- Sampling tubes with PHMB available to store, preserve, and protect samples from protein degradation (see Item No. 10949)



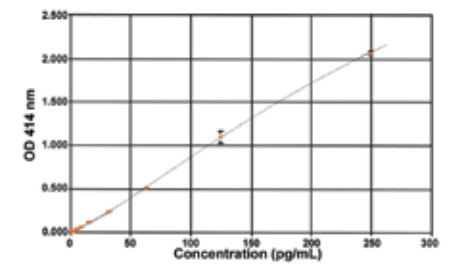
Acylated Ghrelin (mouse, rat) Easy Sampling EIA Kit 501170

- Measure acetylated ghrelin in mouse or rat blood, plasma, or serum samples
- Assay 24 samples in triplicate or 36 samples in duplicate
- **Incubation:** 2 x 2 hours
- Samples collected on any protease inhibitor are suitable with this kit, including frozen samples



Acylated Ghrelin (mouse, rat) Express EIA Kit 10006307

- Measure acetylated ghrelin in mouse or rat blood, plasma, or serum samples
- Assay 24 samples in triplicate or 36 samples in duplicate
- **Incubation:** 3 hours
- Sampling tubes with PHMB available to store, preserve, and protect samples from protein degradation (see Item No. 10949)



Acylated Ghrelin (pig) EIA Kit 501220

- Measure acetylated ghrelin in pig blood, plasma, or serum samples
- Assay 24 samples in triplicate or 36 samples in duplicate
- **Incubation:** Overnight
- Sampling tubes with PHMB available to store, preserve, and protect samples from protein degradation (see Item No. 10949)



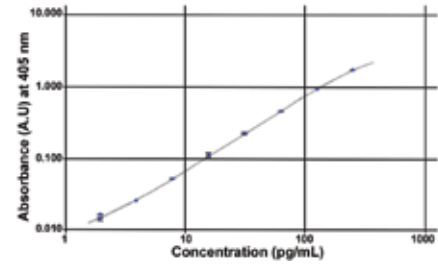
Unacylated Ghrelin (dog) Easy Sampling EIA Kit 501200

- Measure unacylated ghrelin in dog blood, plasma, or serum samples
- Assay 24 samples in triplicate or 36 samples in duplicate
- **Incubations:** 1 hour | Overnight
- Samples collected on any protease inhibitor are suitable with this kit, including frozen samples



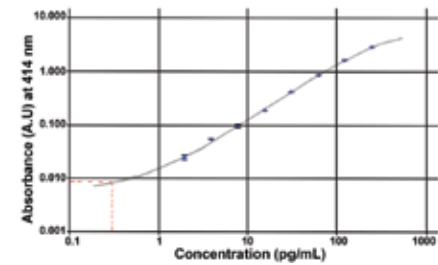
**Unacetylated Ghrelin (human)
Easy Sampling EIA Kit** 501190

- Measure unacetylated ghrelin in human blood, plasma, or serum samples
- Assay 24 samples in triplicate or 36 samples in duplicate
- **Incubation:** 2 x 2 hours
- Samples collected on any protease inhibitor are suitable with this kit, including frozen samples



**Unacetylated Ghrelin (mouse, rat)
Easy Sampling EIA Kit** 501180

- Measure unacetylated ghrelin in mouse or rat blood, plasma, or serum samples
- Assay 24 samples in triplicate or 36 samples in duplicate
- **Incubation:** 2 x 2 hours
- Samples collected on any protease inhibitor are suitable with this kit, including frozen samples



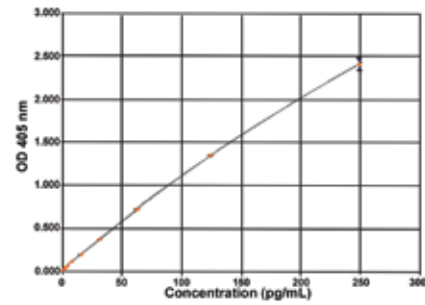
Unacetylated Ghrelin (pig) EIA Kit 501230

- Measure unacetylated ghrelin in pig blood, plasma, or serum samples
- Assay 24 samples in triplicate or 36 samples in duplicate
- **Incubation:** Overnight
- Sampling tubes with PHMB available to store, preserve, and protect samples from protein degradation (see Item No. 10949)



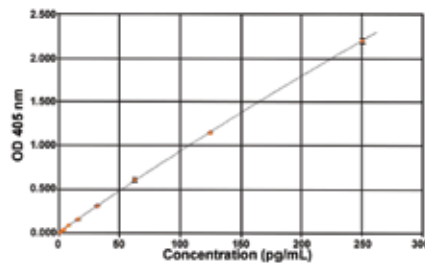
Unacetylated Ghrelin (human) Express EIA Kit 10008952

- Measure unacetylated ghrelin in human blood, plasma, or serum samples
- Assay 24 samples in triplicate or 36 samples in duplicate
- **Incubation:** 3 hours
- Collection tubes with PHMB available for easy sample collection (see Item No. 10949)



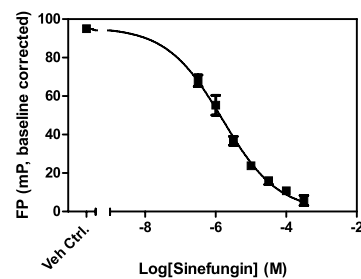
**Unacetylated Ghrelin (mouse, rat)
Express EIA Kit** 10008953

- Measure unacetylated ghrelin in mouse or rat blood, plasma, or serum samples
- Assay 24 samples in triplicate or 36 samples in duplicate
- **Incubation:** 3 hours
- Sampling tubes with PHMB available to store, preserve, and protect samples from protein degradation (see Item No. 10949)



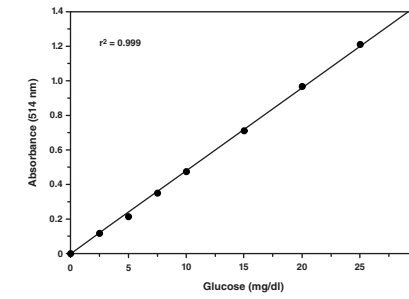
GLP SAM-Screener™ Assay Kit 600570

- Homogeneous, fluorescence polarization assay to screen for SAM-binding site inhibitors
- Designed for high-throughput screening
- Plate-based, fluorescence polarization measurement (ex 575 nm, em 620 nm)



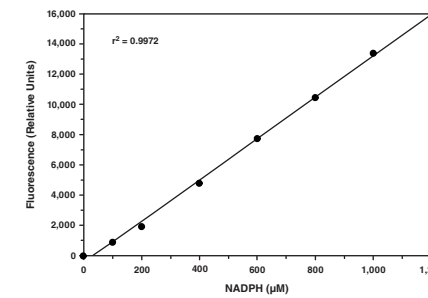
Glucose Colorimetric Assay Kit 10009582

- Measure glucose in plasma, serum, and urine
- Assay 40 samples in duplicate
- **Assay Range:** 2.5-25 mg/dl
- Plate-based, colorimetric measurement (500-520 nm)



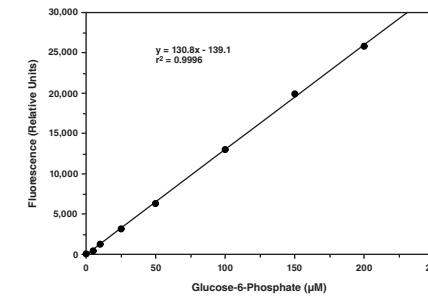
**Glucose-6-Phosphate Dehydrogenase
Activity Assay Kit** 700300

- Measure glucose-6-phosphate dehydrogenase (G6PDH) activity in cell lysates and tissue homogenates
- Assay 20 samples in duplicate
- Measure G6PDH activity down to 5 U/ml
- Plate-based, fluorometric measurement (ex 530-540 nm, em 585-595 nm)



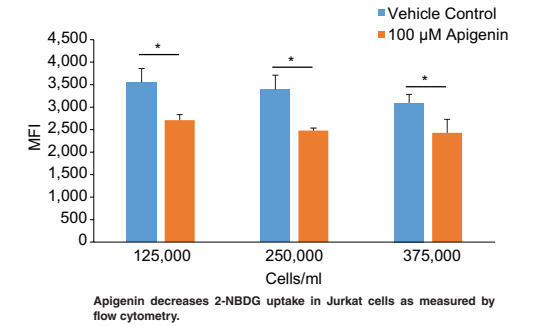
Glucose-6-Phosphate Fluorometric Assay Kit 700750

- Measure glucose-6-phosphate (G6P) in cell lysates and tissue homogenates
- Assay 20 samples in duplicate
- **Assay Range:** 5-200 µM
- Plate-based, fluorometric measurement (ex 530-540 nm, em 585-595 nm)



Glucose Uptake Cell-Based Assay Kit 600470

- Measure glucose uptake by cultured cells
- Employ 2-NBDG, a fluorescent deoxyglucose analog
- An inhibitor of glucose transport is included as a control
- Convenient tool for studying modulators of glucose uptake



Apigenin decreases 2-NBDG uptake in Jurkat cells as measured by flow cytometry.

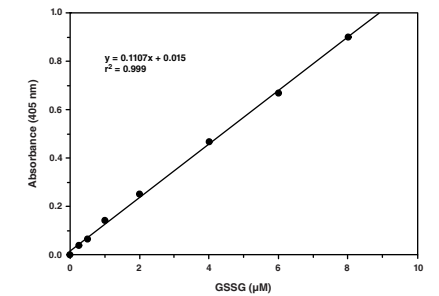
Glutaredoxin Fluorescent Activity Assay Kit 11536

- Convenient 96-well plate format
- Measure glutathione reductase activity in cell lysates and tissue homogenates
- Active human glutaredoxin 1 provided with kit



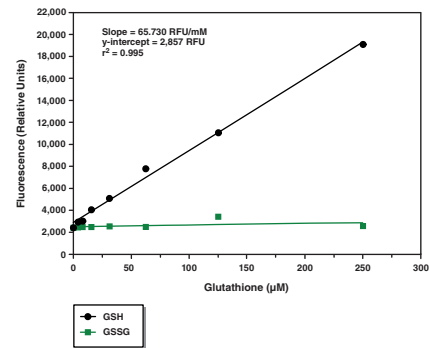
Glutathione Assay Kit 703002

- Measure total, oxidized glutathione (GSSG), and/or reduced glutathione (GSH) in cell lysates, tissue homogenates, plasma and erythrocyte lysates, and serum
- Assay 40 samples in duplicate
- **Assay Range:** 0.25-8 µM (GSSG) or 0.5-16 µM (GSH)



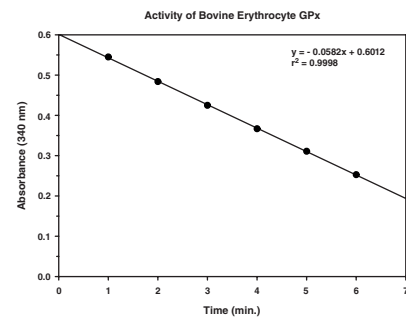
Glutathione Cell-Based Detection Kit (Blue Fluorescence) 600360

- Utilize monochlorobimane (MCB), a highly fluorescent glutathione (GSH) probe
- Includes a standard curve for accurate quantification of GSH from cell lysates
- Rapid assay; get results in 2 hours



Glutathione Peroxidase Assay Kit 703102

- Measure glutathione peroxidase (GPx) in plasma, erythrocyte lysate, tissue homogenates, and cell lysates
- Assay 30 samples in triplicate or 45 samples in duplicate
- Measure GPx activity down to 50 U/ml



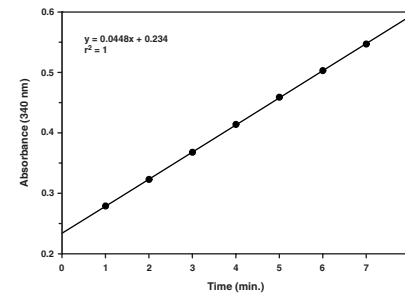
Glutathione Reductase Assay Kit 703202

- Measure glutathione reductase (GR) activity in plasma, cell lysates, and tissue homogenates
- Assay 45 samples in duplicate
- Measure GR activity down to 20 U/ml
- Plate-based colorimetric measurement (340 nm)



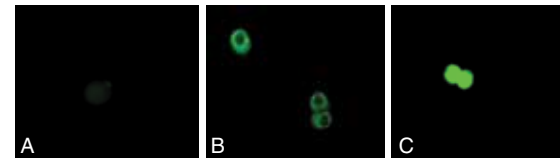
Glutathione S-Transferase Assay Kit 703302

- Measure glutathione S-transferase (GST) activity in plasma, tissue homogenates, and cell lysates
- Assay 22 samples in duplicate
- Measure GST activity down to 24 U/ml
- Plate-based, colorimetric measurement (340 nm)



S-Glutathionylated Protein Detection Kit 10010721

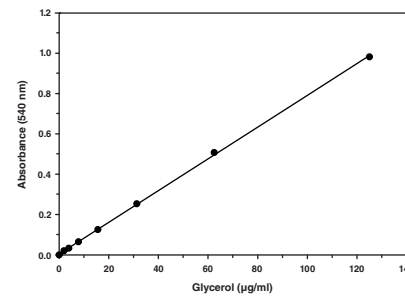
- Direct visualization of S-glutathionylated proteins in whole (permeabilized) cells by flow cytometry and microscopy
- Visualization using colorimetric or fluorescence detection
- Reagents provided to test up to 30 samples



Mouse monocytes – Fluorescence microscopy. Cells were stained with avidin-FITC using protocol supplied. Panel A: No reduction reagent. Panel B: Full protocol reveals S-glutathionylated proteins. Panel C: No free-thiol Blocking Reagent reveals labeling of all accessible protein thiols.

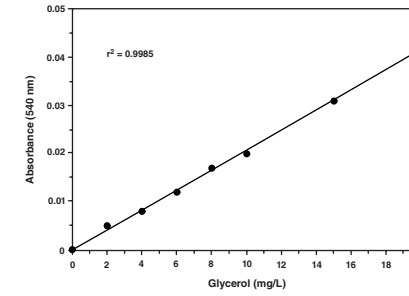
Glycerol Cell-Based Assay Kit 10011725

- Detect extracellular glycerol as a measure of the triglyceride/fatty acid cycling rate
- Measure glycerol by a coupled enzymatic reaction system that produces a brilliant purple product
- Includes a standard curve for accurate quantification of extracellular glycerol



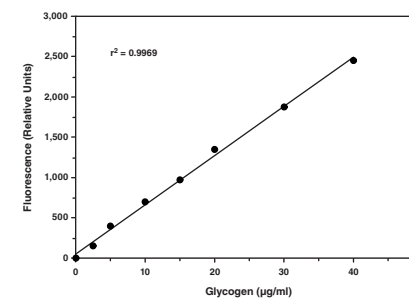
Glycerol Colorimetric Assay Kit 10010755

- Measure glycerol in plasma and serum
- Assay 40 samples in duplicate
- Assay Range: 2-20 mg/L
- Plate-based, colorimetric measurement (530-550 nm)



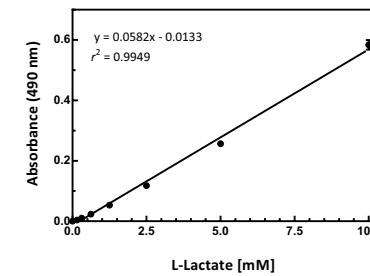
Glycogen Assay Kit 700480

- Measure glycogen from tissue samples
- Assay 20 samples in duplicate
- Assay Range: 2.5-40 μg/ml
- Plate-based, fluorometric measurement (ex 530-540 nm, em 585-595 nm)



Glycolysis Cell-Based Assay Kit 600450

- Detect L-lactate, the end product of glycolysis
- Can be adapted to high-throughput screening
- Measure L-lactate in cell culture supernatant down to 156 μM



Glyco-SPOT DNA Repair Assay Kit 501280

- Profile glycosylase/AP endonuclease activities
- Media Application: Pure Enzyme | Cell Nuclear Extracts | Whole Cell Extracts | Tissue Extracts
- HTS friendly/fluorescent micro array
- Species Compatibility: Human | Mouse | Rat | Fish | Bacteria



Goat Anti-Human Fluorophore Selection Kit 16541

- Comprehensive: Columbia Biosciences' fluorophore selection kits include the secondary antibody individually conjugated to seven unique fluorophores
- Efficient: The ability to evaluate the various labeled conjugates side-by-side allows scientists to rapidly optimize their reagents
- Cost-effective: Order one kit and get seven conjugated secondary antibodies. The fluorophore selection kit reduces costs associated with purchasing and shipping full-size antibody conjugates.



Goat Anti-Mouse Fluorophore Selection Kit 16542

- Comprehensive: Columbia Biosciences' fluorophore selection kits include the secondary antibody individually conjugated to seven unique fluorophores
- Efficient: The ability to evaluate the various labeled conjugates side-by-side allows scientists to rapidly optimize their reagents
- Cost-effective: Order one kit and get seven conjugated secondary antibodies. The fluorophore selection kit reduces costs associated with purchasing and shipping full-size antibody conjugates.



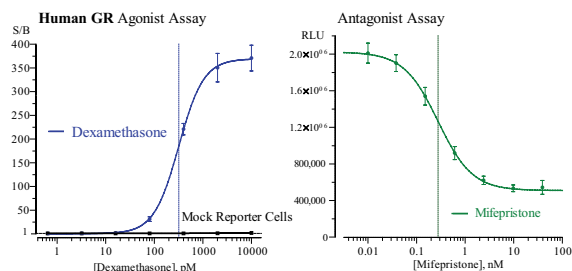
Goat Anti-Rabbit Fluorophore Selection Kit 16543

- **Comprehensive:** Columbia Biosciences' fluorophore selection kits include the secondary antibody individually conjugated to seven unique fluorophores
- **Efficient:** The ability to evaluate the various labeled conjugates side-by-side allows scientists to rapidly optimize their reagents
- **Cost-effective:** Order one kit and get seven conjugated secondary antibodies. The fluorophore selection kit reduces costs associated with purchasing and shipping full-size antibody conjugates.



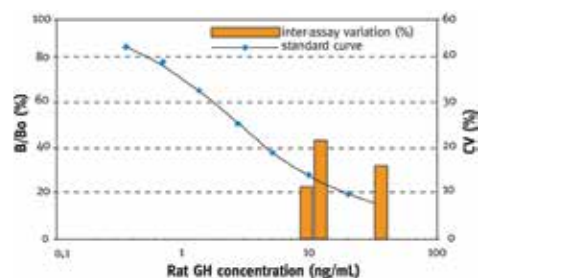
GR (human) Reporter Assay Kit 15733

- A nuclear receptor cell-based reporter assay
- See www.caymanchem.com for more details



Growth Hormone (rat) EIA Kit 589601

- Measure growth hormone (GH) in rat plasma, and cell culture supernatant samples
- Assay 33 samples in duplicate
- **Incubation:** 2 x Overnight
- Calibrated against the reference preparation NIDDK standard rGH-RP2

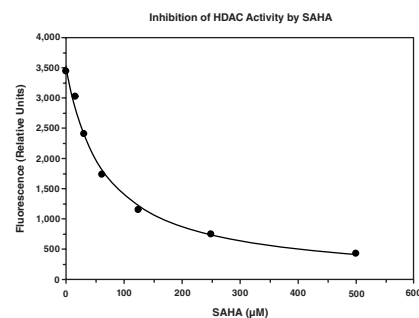


HAT Inhibitor Screening Assay Kit 10006515

- Screen for inhibitors of pCAF
- Assay 46 samples in duplicate
- Plate-based, fluorometric measurement (ex 360-390 nm, em 450-470 nm)

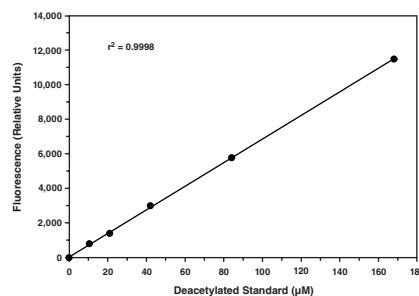
HDAC Cell-Based Activity Assay Kit 600150

- Screen for modulators of histone deacetylase (HDAC) activity in whole cells
- Includes trichostatin A as a positive control
- Plate-based, fluorometric measurement (ex 340-360 nm, em 440-460 nm)



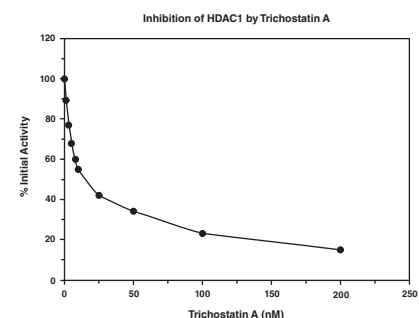
HDAC Fluorometric Activity Assay Kit 10011563

- Measure class I and class II histone deacetylase (HDAC) activity in nuclear extracts
- Assay 20 samples in duplicate
- Measure HDAC activity down to 7 U/ml
- Plate-based, fluorometric measurement (ex 340-360 nm, em 440-465 nm)



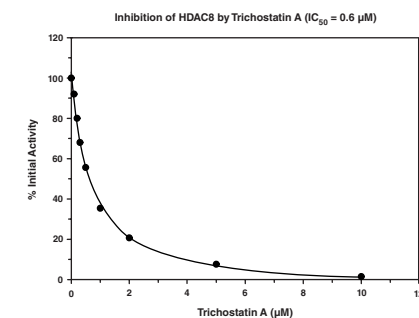
HDAC1 Inhibitor Screening Assay Kit 10011564

- Screen for inhibitors of histone deacetylase 1 (HDAC1)
- Assay 45 samples in duplicate
- Includes trichostatin A as a positive control
- Plate-based, fluorometric measurement (ex 340-360 nm, em 440-465 nm)



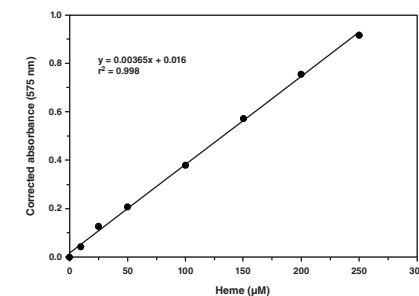
HDAC8 Inhibitor Screening Assay Kit 700230

- Screen for inhibitors of histone deacetylase 8 (HDAC8)
- Assay 45 samples in duplicate
- Includes trichostatin A as a positive control
- Plate-based, fluorometric measurement (ex 340-360 nm, em 440-465 nm)



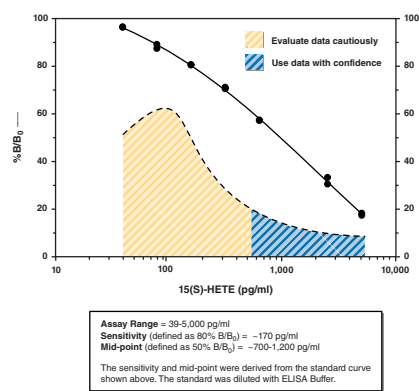
Hemoglobin Colorimetric Assay Kit 700540

- Measure total hemoglobin concentration in blood, tissue homogenates, and cell lysates
- Assay 40 samples in duplicate
- **Assay Range:** 0.016-0.4 g/dl
- Plate-based, colorimetric measurement (560-590 nm)



15(S)-HETE ELISA Kit 534721

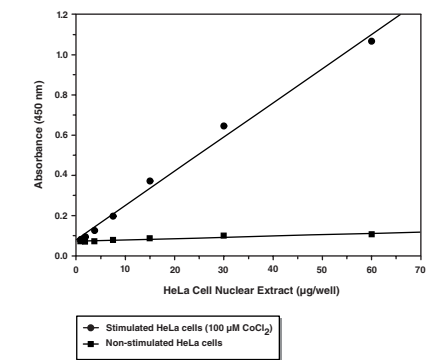
- Detect 15(S)-HETE, a product of 15-lipoxygenase treatment of arachidonic acid
- Assay 24 samples in triplicate or 36 samples in duplicate
- Measure 15(S)-HETE levels down to 170 pg/ml
- **Incubation:** 18 hours | **Development:** 60-90 minutes | **Read:** Colorimetric at 405-420 nm



Assay Range = 39-5,000 pg/ml
Sensitivity (defined as 50% B/B0) = ~170 pg/ml
Mid-point (defined as 50% B/B0) = ~700-1,200 pg/ml
The sensitivity and mid-point were derived from the standard curve shown above. The standard was diluted with ELISA Buffer.

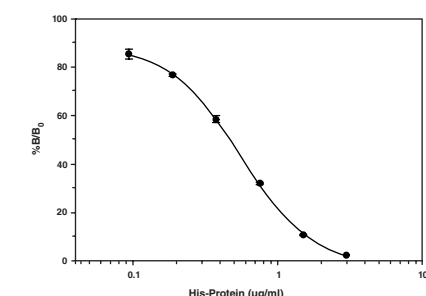
HIF-1α Transcription Factor Assay Kit 10006910

- A sensitive, non-radioactive method for detecting hypoxia inducible factor-1α (HIF-1α) from whole cell lysates
- 96-well plate format replaces electrophoretic mobility shift assays (EMSA)
- Capture the transcription factor using a specific dsDNA sequence bound to the plate
- Detect the dsDNA-bound transcription factor with specific antibodies in an ELISA format
- Nuclear Extraction Kit (Item No. 10009277) available to aid in the isolation of nuclear and cytoplasmic fractions from cell lysates or tissue homogenates



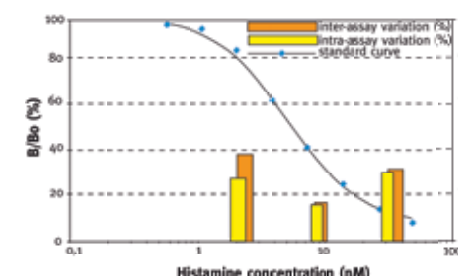
His-Tag Detection ELISA Kit 10012445

- A semi-quantitative screening assay to detect hexahistidine-tagged (His-tagged) proteins from cell lysates or affinity column fractions
- An alternative to SDS-PAGE for testing affinity column fractions
- Assay 26 samples in triplicate or 39 samples in duplicate
- Rapid assay; get results in under 3 hours



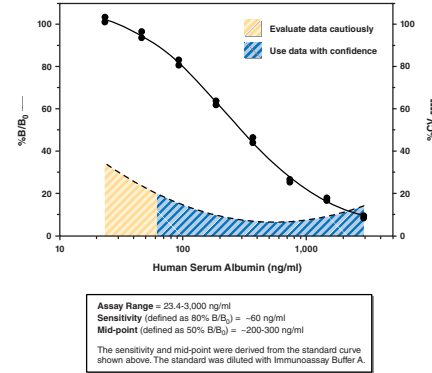
Histamine EIA Kit 589651

- Measure histamine in plasma, serum, bronchoalveolar lavage, tissue extracts, and cell culture supernatant samples
- Assay 33 samples in duplicate
- **Incubation:** Overnight



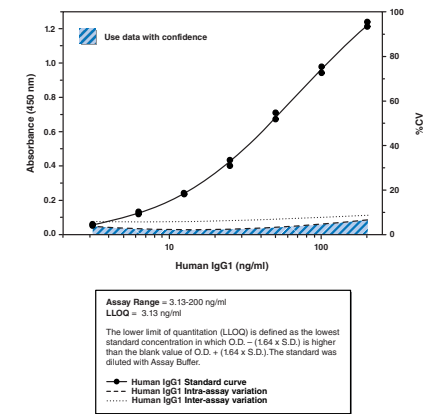
Human Serum Albumin ELISA Kit 500340

- Measure the presence of albumin in human urine, an indicator of renal function
- Assay 24 samples in triplicate or 36 samples in duplicate
- Measure albumin levels down to 60 ng/ml
- Rapid assay; get results in under 4 hours



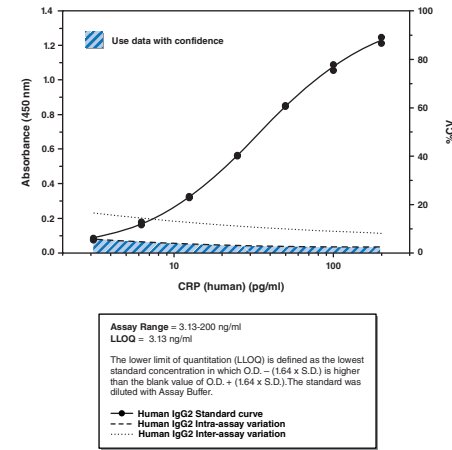
Human Therapeutic IgG1 ELISA Kit 500910

- Specifically detect human IgG1 antibodies in monkey plasma or serum
- Not cross reactive to rhesus or cynomolgus immunoglobulins
- Useful for pharmacokinetic analysis of therapeutic human IgG1 antibodies in monkeys
- Useful for detecting human IgG1 in mouse or rat plasma or serum



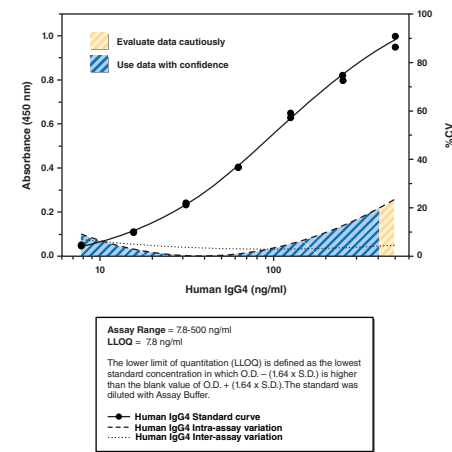
Human Therapeutic IgG2 ELISA Kit 500960

- Specifically detect human IgG2 antibodies in monkey plasma or serum
- Not cross reactive to rhesus or cynomolgus immunoglobulins
- Useful for pharmacokinetic analysis of therapeutic human IgG2 antibodies in monkeys
- Useful for detecting human IgG2 in mouse or rat plasma or serum



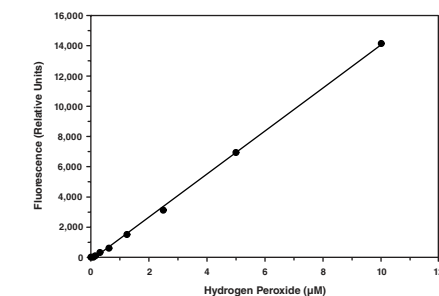
Human Therapeutic IgG4 ELISA Kit 500920

- Specifically detect human IgG4 antibodies in monkey plasma or serum
- Not cross reactive to rhesus or cynomolgus immunoglobulins
- Useful for pharmacokinetic analysis of therapeutic human IgG4 antibodies in monkeys
- Useful for detecting human IgG4 in mouse or rat plasma or serum



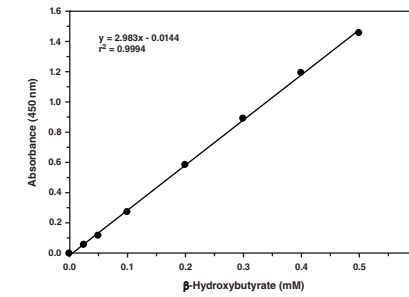
Hydrogen Peroxide Cell-Based Assay Kit 600050

- A simple fluorometric assay for the quantification of extracellular H₂O₂
- Utilize ADHP, a sensitive and stable probe for H₂O₂
- Catalase, an H₂O₂ scavenger, is included as a control for specificity
- Rapid assay; results in under 1 hour



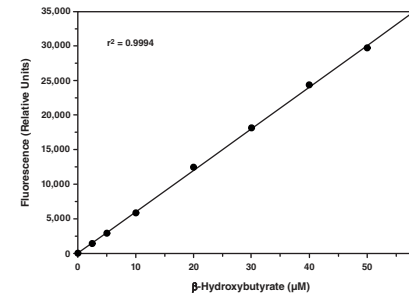
β-Hydroxybutyrate (Ketone Body) Colorimetric Assay Kit 700190

- Measure β-hydroxybutyrate (β-HB) from plasma, serum, urine, cell lysates, and tissue homogenates
- Assay 40 samples in duplicate
- Assay Range: 25-500 µM
- Plate-based colorimetric measurement (445-455 nm)



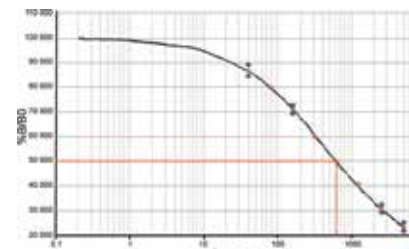
β-Hydroxybutyrate (Ketone Body) Fluorometric Assay Kit 700740

- Measure β-hydroxybutyrate (β-HB) from plasma, serum, urine, cell lysates, and tissue homogenates
- Assay 20 samples in duplicate
- Assay Range: 2.5-50 µM
- Plate-based fluorometric measurement (ex 530-540 nm, em 585-595 nm)



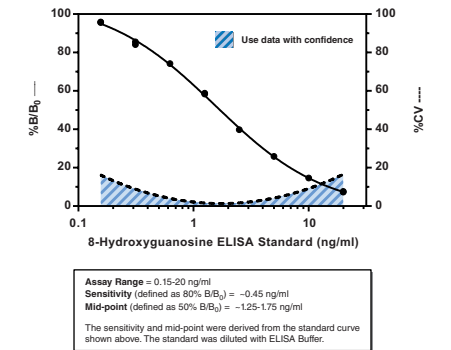
20-Hydroxyecdysone EIA Kit 501390

- Exclusive assay to measure 20-hydroxyecdysone in insects, mollusks, other arthropods, extracts, other biological samples



8-Hydroxyguanosine Monoclonal ELISA Kit 501130

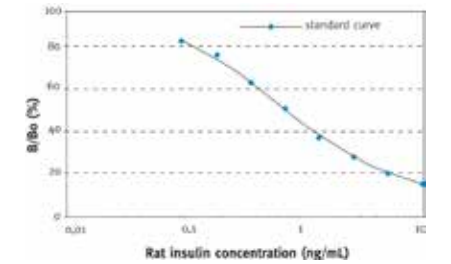
- Measure major oxidative damage markers, 8-hydroxy 2'-deoxyguanosine and 8-hydroxyguanosine in urine and other sample matrices as verified by MS analysis
- Assay 24 samples in triplicate or 36 samples in duplicate
- Measure 8-hydroxyguanosine levels down to 0.45 ng/ml
- Incubation: 18 hours | Development: 90-120 minutes | Read: Colorimetric at 405-420 nm



Also Available: DNA/RNA Oxidative Damage ELISA Kit Item No. 589320 (see page 29)

Insulin (rat) EIA Kit 589501

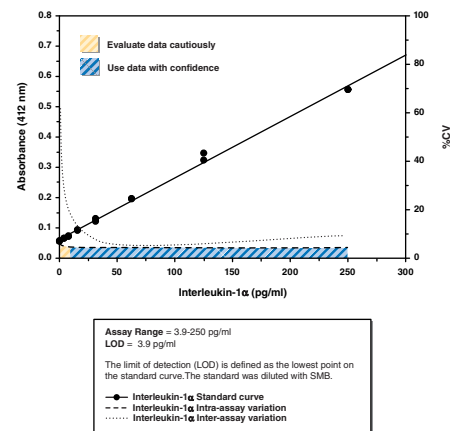
- Measure insulin in human, mouse, or rat plasma, serum, and cell culture supernatant samples
- Assay 33 samples in duplicate
- Incubation: Overnight
- Insulinase Inhibitor Cocktail (Item No. 18429) available for easy and stable sample collection



Interleukin-1α (human) ELISA Kit

583301

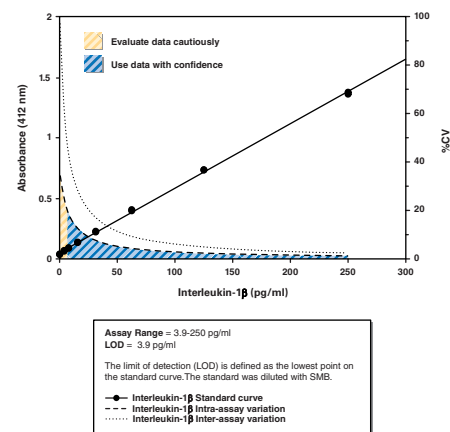
- Measure interleukin-1α (IL-1α) from human plasma, serum, synovial fluid, and other sample matrices
- **Assay Range:** 3.9-250 pg/ml with an LOD of 3.9 pg/ml
- **Incubation:** 18 hours | **Development:** 60-90 minutes | **Read:** Colorimetric at 405-420 nm



Interleukin-1β (human) ELISA Kit

583311

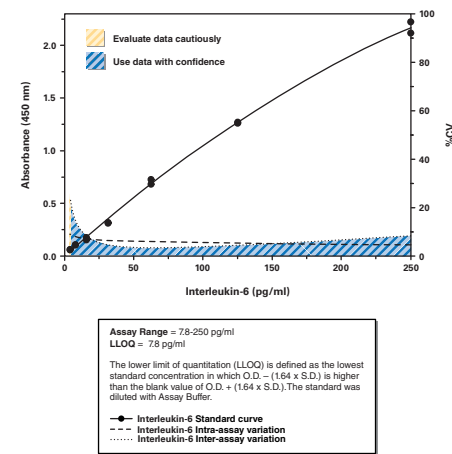
- Measure interleukin-1β (IL-1β) from human plasma, serum, synovial fluid, and other sample matrices
- **Assay Range:** 3.9-250 pg/ml with an LOD of 3.9 pg/ml
- **Incubation:** 18 hours | **Development:** 60-90 minutes | **Read:** Colorimetric at 405-420 nm



Interleukin-6 (human) ELISA Kit

501030

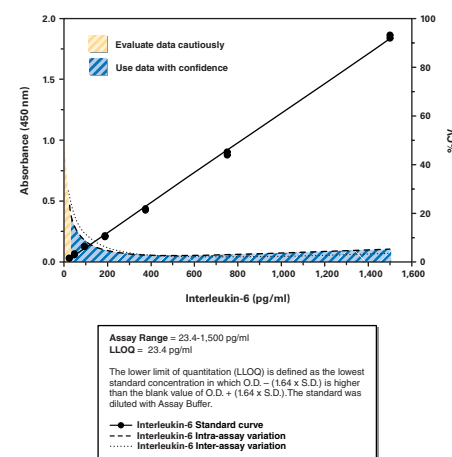
- Measure interleukin-6 (IL-6) from human plasma, serum, synovial fluid, and other sample matrices
- **Assay Range:** 7.8-250 pg/ml with an LLOQ of 7.8 pg/ml
- Rapid assay; get results in under 3 hours



Interleukin-6 (mouse) ELISA Kit

583371

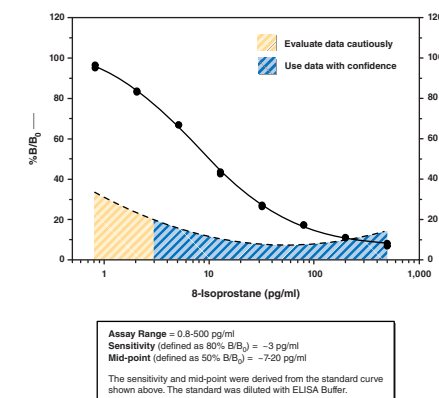
- Measure interleukin-6 (IL-6) from mouse plasma, serum, and other sample matrices
- **Assay Range:** 23.4-1,500 pg/ml with an LLOQ of 23.4 pg/ml
- Rapid assay; get results in under 3 hours



8-Isoprostane ELISA Kit

516351

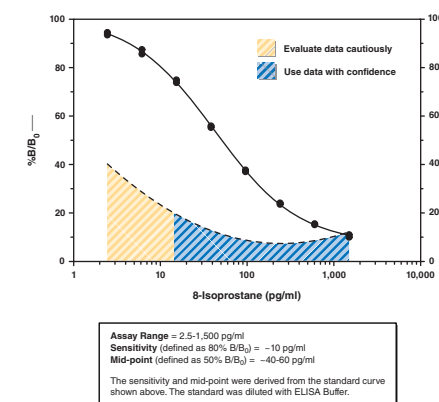
- Measure 8-isoprostane, a biomarker of oxidative stress and antioxidant deficiency
- Assay 24 samples in triplicate or 36 samples in duplicate
- Measure 8-isoprostane levels down to 3 pg/ml
- **Incubation:** 18 hours | **Development:** 90-120 minutes | **Read:** Colorimetric at 405-420 nm



8-Isoprostane Express ELISA Kit

516360

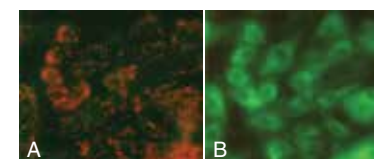
- Measure 8-isoprostane, a biomarker of oxidative stress and antioxidant deficiency
- Assay 24 samples in triplicate or 36 samples in duplicate
- Measure 8-isoprostane levels down to 10 pg/ml
- Rapid assay; get results in under 4 hours



JC-1 Mitochondrial Membrane Potential Assay Kit

10009172

- Measure mitochondrial membrane potential as an indicator of cell health
- Utilize JC-1, a fluorescent, lipophilic, cationic dye
- Red fluorescence indicates healthy mitochondria and green fluorescence indicates mitochondria in poor health
- Staining in less than 1 hour

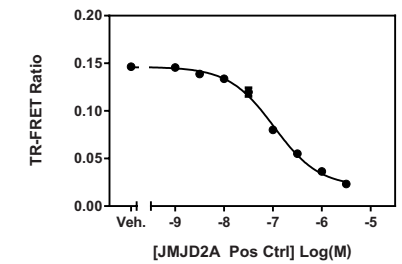


H9C2 cells stained with JC-1 followed by FCCP treatment. Panel A: Cells prior to FCCP treatment shows JC-1 J-aggregates (red) accumulated in the mitochondria. Panel B: Cells subsequent to FCCP treatment shows diffuse JC-1 J-monomers (green) in the mitochondria.

JMJD2A Tudor Domains TR-FRET Assay Kit

700960

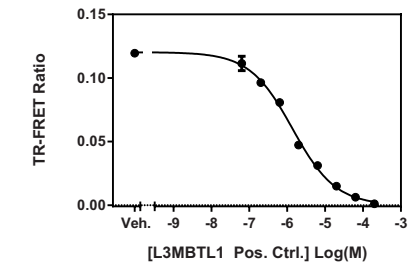
- Homogeneous, time-resolved fluorescence energy transfer (TR-FRET) assay to screen for inhibitors
- Designed for high-throughput screening
- Plate-based, time-resolved fluorometric measurement (ex 340 nm, em 620 and 670 nm)



L3MBTL1 MBT Domains TR-FRET Assay Kit

601030

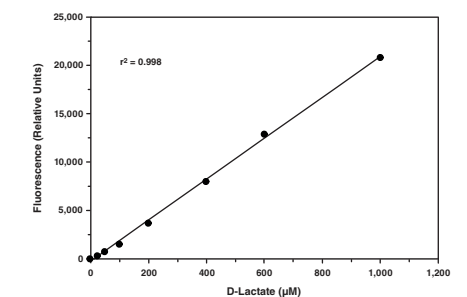
- Homogeneous, time-resolved fluorescence energy transfer (TR-FRET) assay to screen for inhibitors
- Designed for high-throughput screening
- Plate-based, time-resolved fluorometric measurement (ex 340 nm, em 620 and 670 nm)



D-Lactate Assay Kit

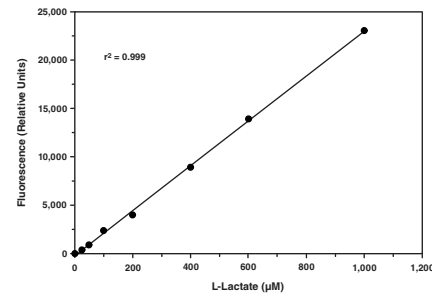
700520

- Measure D-lactate in biological samples such as serum, plasma, whole blood, urine, saliva, and cell culture
- Assay 40 samples in duplicate
- **Assay Range:** 25 μM-1 mM
- Plate-based, fluorometric measurement (ex 530-540 nm, em 585-595 nm)



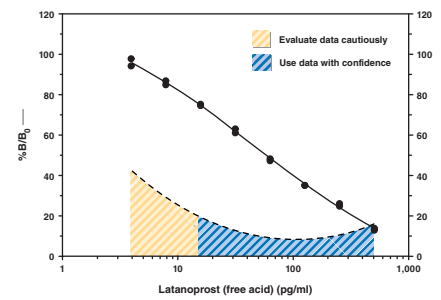
L-Lactate Assay Kit 700510

- Measure L-lactate in biological samples such as serum, plasma, whole blood, urine, saliva, and cell culture
- Assay 40 samples in duplicate
- **Assay Range:** 25 μ M-1 mM
- Plate-based, fluorometric measurement (ex 530-540 nm, em 585-595 nm)



Latanoprost ELISA Kit 516811

- Measure the free acid form of latanoprost
- Assay 24 samples in triplicate or 36 samples in duplicate
- Measure latanoprost levels down to 15.5 pg/ml
- **Incubation:** 2 hours | **Development:** 60-90 minutes | **Read:** Colorimetric at 405-420 nm



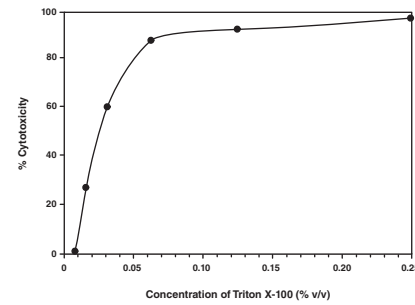
Assay Range = 3.9-500 pg/ml
Sensitivity (defined as 80% B/B₀) = ~15.5 pg/ml
Mid-point (defined as 50% B/B₀) = ~50-80 pg/ml
 The sensitivity and mid-point were derived from the standard curve shown above. The standard was diluted with ELISA Buffer.

LC3 Interact Kit 15977

- Capture and detect LC3/GABARAP binding and associated proteins from biological samples
- Determine LC3/GABARAP selectivity of specific interacting proteins *in vitro*
- Identify LC3/GABARAP binding and associated proteins by western blotting or proteomic analysis
- Investigate the role of specific LC3 isoforms in different autophagy processes

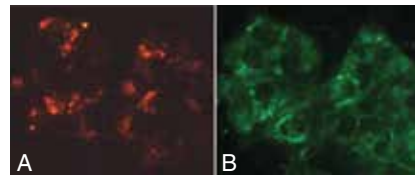
LDH Cytotoxicity Assay Kit 601170

- A colorimetric, non-radioactive assay for assessing cell damage and lysis
- Lactate dehydrogenase (LDH) release from the cytosol into the medium catalyzes a color-forming reaction
- Detect lysis of 10,000-200,000 cells per well
- Alternative to ⁵¹Cr-release assays



LDL Uptake Cell-Based Assay Kit 1001125

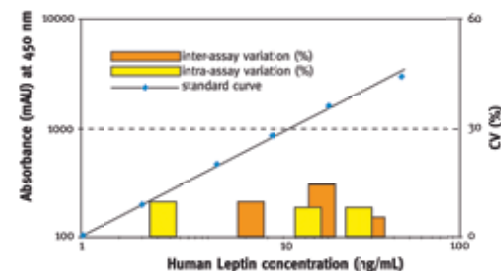
- Measure low-density lipoprotein (LDL) uptake in cultured cells
- Designed for fluorescence microscopy
- Measure LDL at ex 540 nm, em 570 nm
- Measure LDL-receptor at ex 485 nm, em 535 nm



EGCG treatment of HepG2 cells stimulates uptake of LDL-DyLight™ 550. Panel A: LDL-DyLight™ 550 uptake is shown in red. Panel B: LDL receptor staining shown in green.

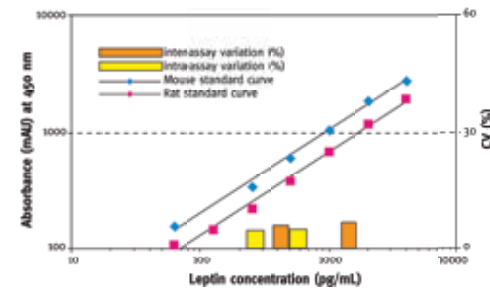
Leptin (human) EIA Kit 500010

- Measure leptin in human serum, plasma, and culture supernatant samples
- Assay 41 samples in duplicate
- **Incubation:** 2 x 1 hour



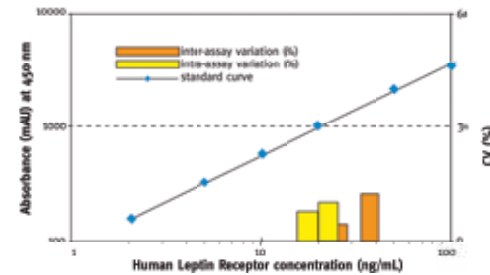
Leptin (mouse/rat) EIA Kit 10007609

- Measure leptin in mouse or rat serum, plasma samples, and tissue culture supernatant
- Assay 40 samples in duplicate
- **Incubation:** 2 x 1 hour



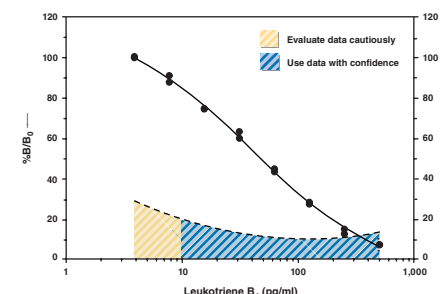
Leptin Receptor (human) EIA Kit 10007608

- Measure leptin in human serum, plasma and culture supernatant
- Assay 41 samples in duplicate
- **Incubation:** 2 x 1 hour



Leukotriene B₄ ELISA Kit 520111

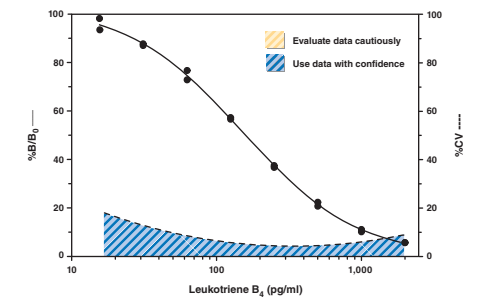
- Measure leukotriene B₄ (LTB₄) in plasma and other sample matrices
- Assay 24 samples in triplicate or 36 samples in duplicate
- Measure LTB₄ levels down to 13 pg/ml
- **Incubation:** 18 hours | **Development:** 90-120 minutes | **Read:** Colorimetric at 405-420 nm



Assay Range = 3.9-500 pg/ml
Sensitivity (defined as 80% B/B₀) = ~13 pg/ml
Mid-point (defined as 50% B/B₀) = ~30-60 pg/ml
 The sensitivity and mid-point were derived from the standard curve shown above. The standard was diluted with ELISA Buffer.

Leukotriene B₄ Express ELISA Kit 10009292

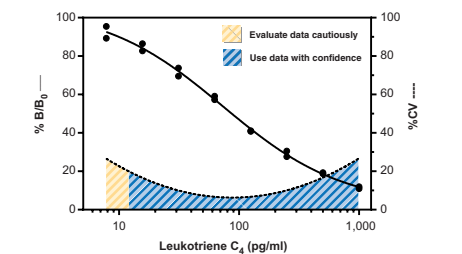
- Measure leukotriene B₄ (LTB₄) in plasma and other sample matrices
- Assay 24 samples in triplicate or 36 samples in duplicate
- Measure LTB₄ levels down to 45 pg/ml
- Rapid assay; get results in under 5 hours



Assay Range = 15.6-2,000 pg/ml
Sensitivity (defined as 80% B/B₀) = ~45 pg/ml
Mid-point (defined as 50% B/B₀) = ~100-200 pg/ml
 The sensitivity and mid-point were derived from the standard curve shown above. The standard was diluted with Assay Buffer.

Leukotriene C₄ ELISA Kit 501070

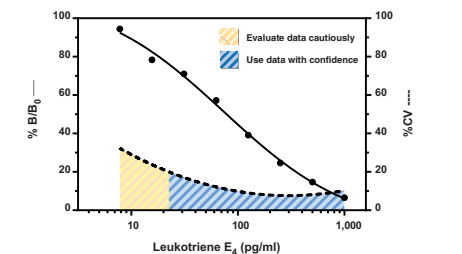
- Measure leukotriene C₄ (LTC₄) in tissue culture medium
- Assay 24 samples in triplicate or 36 samples in duplicate
- Measure LTC₄ levels down to 20 pg/ml
- **Incubation:** 18 hours | **Development:** 90-120 minutes | **Read:** Colorimetric at 405-420 nm



Assay Range = 78-1,000 pg/ml
Sensitivity (defined as 80% B/B₀) = ~20 pg/ml
Mid-point (defined as 50% B/B₀) = ~80-120 pg/ml
 The sensitivity and mid-point were derived from the standard curve shown above. The standard was diluted with ELISA Buffer.

Leukotriene E₄ ELISA Kit 501060

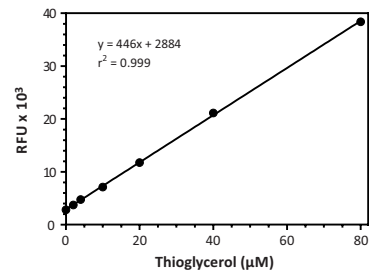
- Measure leukotriene E₄ (LTE₄) in urine, with no purification required
- Assay 24 samples in triplicate or 36 samples in duplicate
- Measure LTE₄ levels down to 25 pg/ml
- **Incubation:** 18 hours | **Development:** 90-120 minutes | **Read:** Colorimetric at 405-420 nm



Assay Range = 78-1,000 pg/ml
Sensitivity (defined as 80% B/B₀) = ~25 pg/ml
Mid-point (defined as 50% B/B₀) = ~80-120 pg/ml
 The sensitivity and mid-point were derived from the standard curve shown above. The standard was diluted with ELISA Buffer.

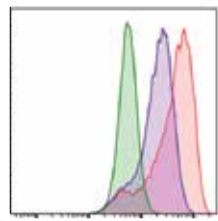
Lipase Activity Assay Kit 700640

- Measure lipase activity in plasma, serum, tissue homogenates, and cell lysates
- Assay 20 samples in duplicate
- Measure lipase activity down to 0.1 U/ml
- Plate-based, fluorometric measurement (ex 380-390 nm, em 510-520 nm)



Lipid Droplets Fluorescence Assay Kit 500001

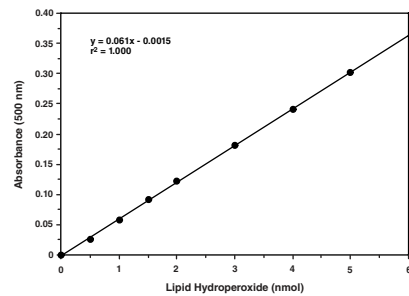
- Detect lipid droplets, cellular organelles that are also referred to as lipid bodies, oil bodies, or adiposomes
- Utilize Nile Red, a green fluorescent probe specific for lipid droplets
- Assess by fluorescence microscopy, flow cytometry, or plate reader
- Includes oleic acid as a positive control



Oleic acid induces lipid droplet accumulation in Jurkat cells as measured by flow cytometry.

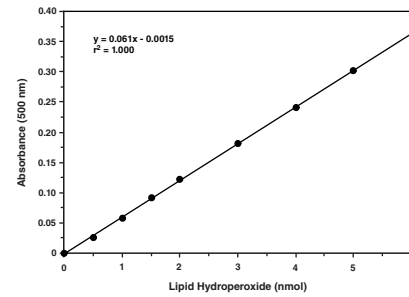
Lipid Hydroperoxide (LPO) Assay Kit 705002

- Measure LPOs in samples
- Assay 40 samples in duplicate
- Assay Range: 0.25-5 nmol
- Plate-based, colorimetric measurement (500 nm)
- Requires reusable glass plate



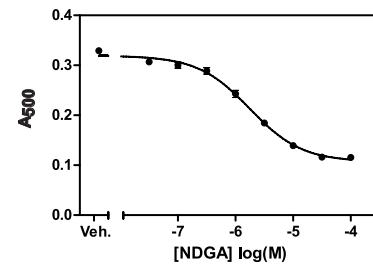
Lipid Hydroperoxide (LPO) Assay Kit (96 well) 705003

- Measure LPOs in samples
- Assay 40 samples in duplicate
- Assay Range: 0.25-5 nmol
- Plate-based, colorimetric measurement (500 nm)
- Includes reusable glass plate



Lipoxygenase Inhibitor Screening Assay Kit 760700

- Screen for inhibitors of purified 5-, 12-, or 15-lipoxygenase (LO)
- Includes 15-LO
- Measure the hydroperoxides generated from LOs
- Plate-based, colorimetric measurement (490-500 nm)



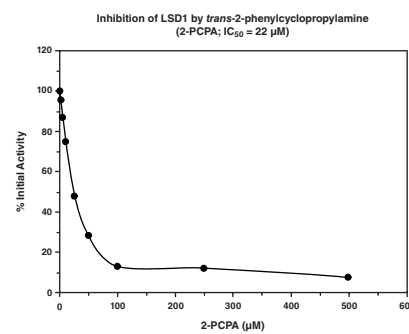
Live Cell Multiplex Assay Kit 15766

- A fluorescence-based cell viability assay
- See www.caymanchem.com for more details



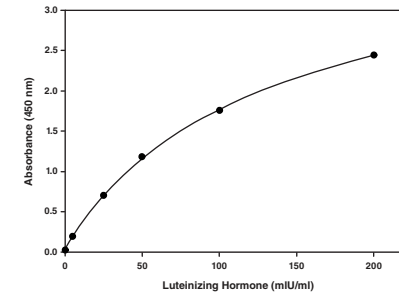
LSD1 Inhibitor Screening Assay Kit 700120

- Screen for inhibitors of lysine-specific demethylase 1 (LSD1)
- Measure the H₂O₂ produced during demethylation
- Assay 45 samples in duplicate
- Plate-based, fluorometric measurement (ex 530-540 nm, em 585-595 nm)



Luteinizing Hormone ELISA Kit 500720

- Measure luteinizing hormone (LH) in human serum
- Assay 27 samples in triplicate or 41 samples in duplicate
- Assay Range: 0.5-200 mIU/ml with an LOD of 0.5 mIU/ml
- Rapid assay; get results in under 2 hours



Assay Range = 0.5-200 mIU/ml
LOD = 0.5 mIU/ml
The limit of detection (LOD) is defined as the lowest point on the standard curve.

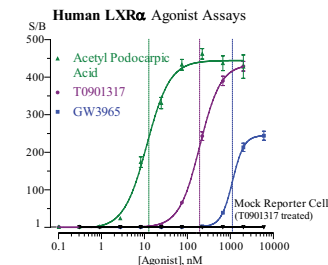
LXR (human) Reporter Assays Panel 15736

- A nuclear receptor cell-based reporter assay
- See www.caymanchem.com for more details



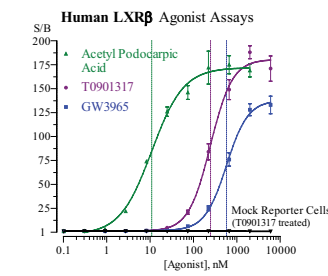
LXRα (human) Reporter Assay Kit 15735

- A nuclear receptor cell-based reporter assay
- See www.caymanchem.com for more details



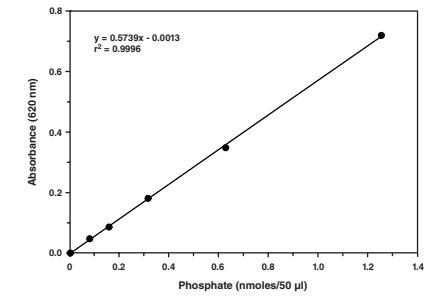
LXRβ (human) Reporter Assay Kit 15734

- A nuclear receptor cell-based reporter assay
- See www.caymanchem.com for more details



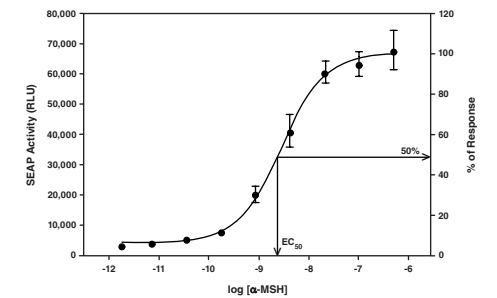
Malachite Green Phosphate Assay Kit 10009325

- Measure inorganic free phosphate in aqueous solutions
- Assay 42 samples in duplicate
- Assay Range: 1.6-25 µM
- Plate-based, colorimetric measurement (620-640 nm)



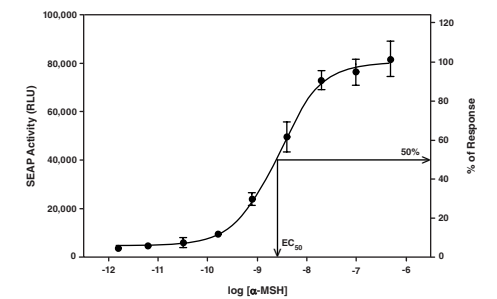
Melanocortin-3 Receptor Reporter Assay Kit 600180

- Reverse transfection reporter assay to screen for melanocortin-3 receptor (MC3R) agonists
- Assay 46 samples in duplicate
- Includes α-MSH positive control
- Plate-based, luminometric measurement



Melanocortin-4 Receptor Reporter Assay Kit 600190

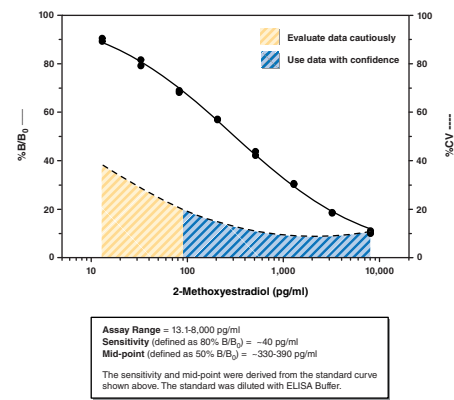
- Reverse transfection reporter assay to screen for melanocortin-4 receptor (MC4R) agonists
- Assay 46 samples in duplicate
- Includes α-MSH positive control
- Plate-based, luminometric measurement



2-Methoxyestradiol ELISA Kit

582261

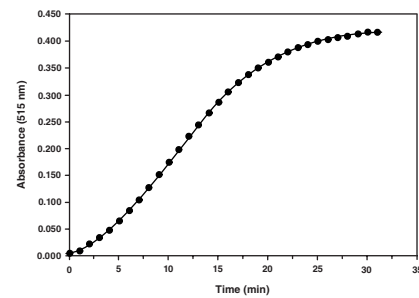
- Detect 2-methoxyestradiol (2-ME2)
- Assay 24 samples in triplicate or 36 samples in duplicate
- Measure 2-ME2 levels down to 40 pg/ml
- **Incubation:** 18 hours | **Development:** 90-120 minutes | **Read:** Colorimetric at 405-420 nm



Methyltransferase Colorimetric Assay Kit

700140

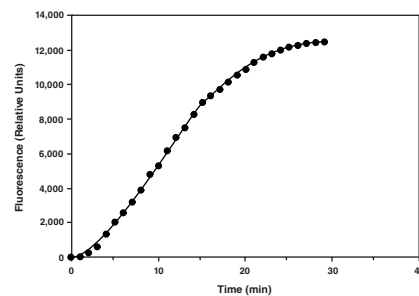
- Continuous assay to monitor SAM-dependent methyltransferases
- Assay 45 samples in duplicate
- Plate-based, colorimetric measurement (500-520 nm)



Methyltransferase Fluorometric Assay Kit

700150

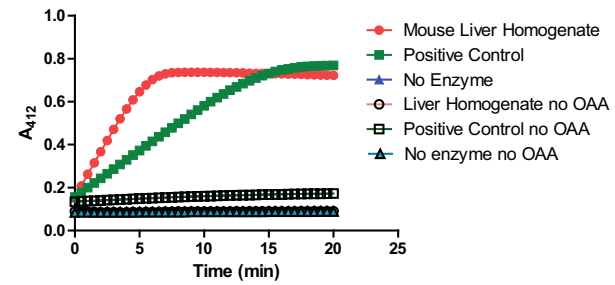
- Continuous assay to monitor SAM-dependent methyltransferases
- Assay 36 samples in duplicate
- Plate-based, fluorometric measurement (ex 530-540 nm, em 585-595 nm)



MitoCheck® Citrate Synthase Activity Assay Kit

701040

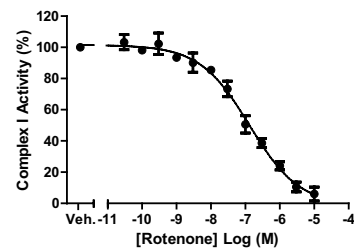
- Measure citrate synthase activity in isolated mitochondria, tissue and cell homogenate
- Assess mitochondrial content
- Suitable for high-throughput screening
- Plate-based, colorimetric measurement (412 nm)
- MitoCheck® Mitochondrial (Tissue) Isolation Kit (Item No. 701010) available to aid in mitochondrial tissue isolation



MitoCheck® Complex I Activity Assay Kit

700930

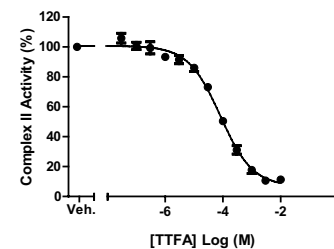
- Measure complex I activity in isolated mitochondria
- Useful for screening compounds for complex I inhibition
- Suitable for high-throughput screening
- Plate-based, colorimetric measurement (340 nm)
- MitoCheck® Mitochondrial (Tissue) Isolation Kit (Item No. 701010) available to aid in mitochondrial tissue isolation



MitoCheck® Complex II Activity Assay Kit

700940

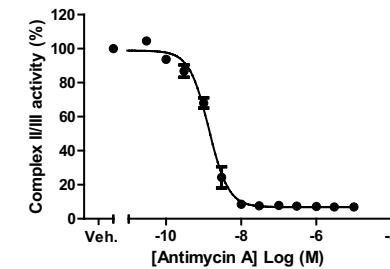
- Measure complex II activity in isolated mitochondria
- Useful for screening compounds for complex II inhibition
- Suitable for high-throughput screening
- Plate-based, colorimetric measurement (600 nm)
- MitoCheck® Mitochondrial (Tissue) Isolation Kit (Item No. 701010) available to aid in mitochondrial tissue isolation



MitoCheck® Complex II/III Activity Assay Kit

700950

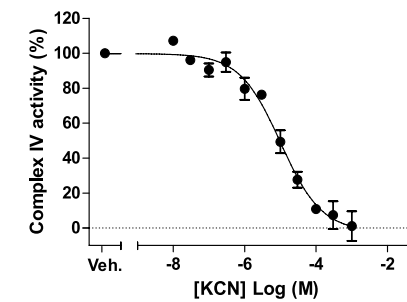
- Measure complex II/III activity in isolated mitochondria
- Useful for screening compounds for complex II/III inhibition
- Suitable for high-throughput screening
- Plate-based, colorimetric measurement (550 nm)
- MitoCheck® Mitochondrial (Tissue) Isolation Kit (Item No. 701010) available to aid in mitochondrial tissue isolation



MitoCheck® Complex IV Activity Assay Kit

700990

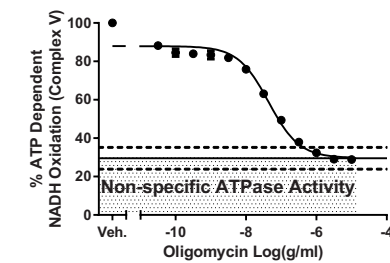
- Measure complex IV activity in isolated mitochondria
- Useful for screening compounds for complex IV inhibition
- Suitable for high-throughput screening
- Plate-based, colorimetric measurement (550 nm)
- MitoCheck® Mitochondrial (Tissue) Isolation Kit (Item No. 701010) available to aid in mitochondrial tissue isolation



MitoCheck® Complex V Activity Assay Kit

701000

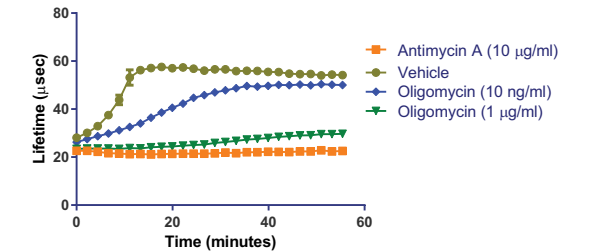
- Measure complex V activity in isolated mitochondria
- Useful for screening compounds for complex V inhibition
- Suitable for high-throughput screening
- Plate-based, colorimetric measurement (340 nm)
- MitoCheck® Mitochondrial (Tissue) Isolation Kit (Item No. 701010) available to aid in mitochondrial tissue isolation



MitoCheck® Mitochondrial OCR Assay Kit

701170

- Measure oxygen consumption rate (OCR) directly in freshly isolated mitochondria
- Useful for screening mitochondrial inhibitors and uncouplers
- Suitable for high-throughput screening
- Plate-based, fluorometric or time-resolved, fluorometric measurement (ex 380 nm, em 650 nm)
- MitoCheck® Mitochondrial (Tissue) Isolation Kit (Item No. 701010) available to aid in mitochondrial tissue isolation

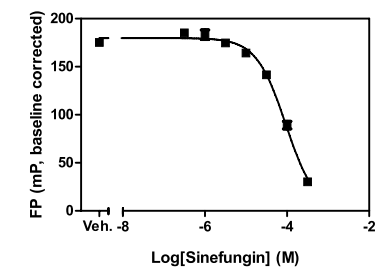


Sample Data. Oxygen consumption is measured in isolated mouse liver mitochondria (0.12 mg/ml) in the presence the complex V inhibitor oligomycin (1 µg/ml, 10 ng/ml), the complex III inhibitor antimycin A (10 µM) and vehicle control. The difference in oxygen consumption rates in the absence and presence of oligomycin indicate that these mitochondria are coupled.

MLL1 SAM-Screener™ Assay Kit

600580

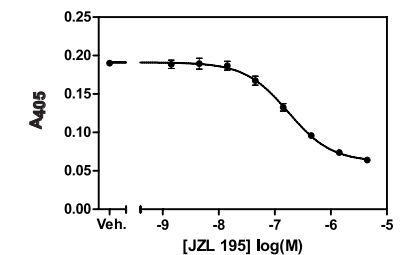
- Homogeneous, fluorescence polarization assay to screen for SAM-binding site inhibitors
- Designed for high-throughput screening
- Plate-based, fluorescence polarization measurement (ex 575 nm, em 620 nm)



Monoacylglycerol Lipase Inhibitor Screening Assay Kit

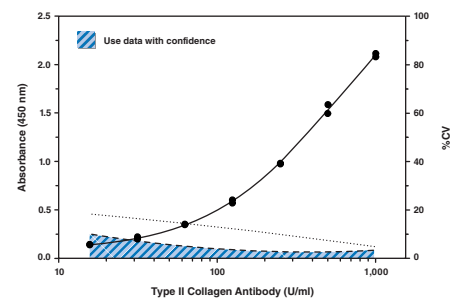
705192

- Screen for inhibitors of monoacylglycerol lipase (MAGL)
- Assay 45 samples in duplicate
- Includes JZL 195 as a positive control
- Plate-based, colorimetric measurement (405-415 nm)



Mouse Anti-Type II Collagen IgG Assay Kit (bovine) 500410

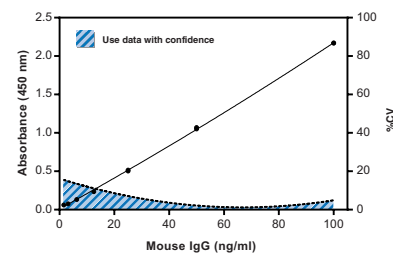
- Measure mouse anti-bovine type II collagen (anti-CII) IgG in mouse plasma or serum
- Employ an affinity-purified anti-CII polyclonal antibody standard isolated from mice with collagen-induced arthritis
- **Assay Range:** 15.6-1,000 U/ml with an LLOQ of 15.6 U/ml
- Rapid assay; get results in under 4 hours



Assay Range = 15.6-1,000 U/ml
LLOQ = 15.6 U/ml
 The lower limit of quantitation (LLOQ) is defined as the lowest standard concentration in which O.D. - (1.64 x S.D.) is higher than the blank value of O.D. + (1.64 x S.D.). The standard was diluted with ELISA Buffer.
 —●— Type II Collagen Antibody Standard curve
 - - - Type II Collagen Antibody Intra-assay variation
 - - - Type II Collagen Antibody Inter-assay variation

Mouse IgG ELISA Kit 501240

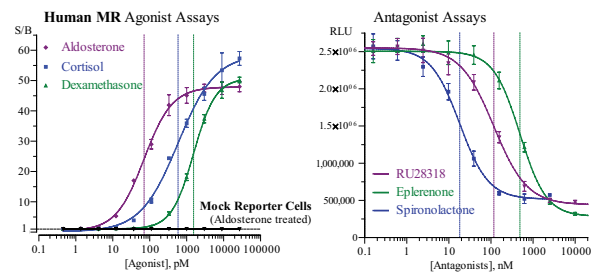
- Measure total mouse IgG from plasma, serum, ascites, and cell culture supernatant
- Convenient 96-well plate format
- **Assay Range:** 1.6-100 ng/ml with an LLOQ of 1.6 ng/ml
- Get accurate results in under 3 hours



Assay Range = 1.6-100 ng/ml
LLOQ = 1.6 ng/ml
 The lower limit of quantitation (LLOQ) is defined as the lowest standard concentration in which O.D. - (1.64 x S.D.) is higher than the blank value of O.D. + (1.64 x S.D.). The standard was diluted with ELISA Buffer.
 —●— Mouse IgG Standard curve
 - - - Mouse IgG Intra-assay variation

MR (human) Reporter Assay Kit 15740

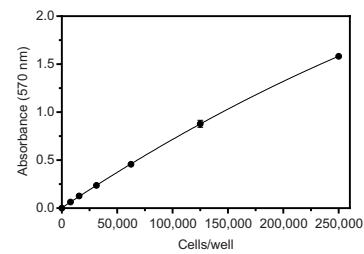
- A nuclear receptor cell-based reporter assay
- See www.caymanchem.com for more details



INDIGO
 BIOSCIENCES
 The Nuclear Receptor Experts

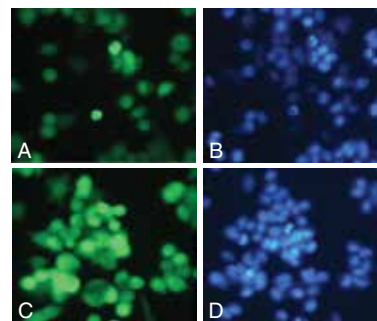
MTT Cell Proliferation Assay Kit 10009365

- A colorimetric, non-radioactive assay for assessing cell viability and proliferation
- MTT is reduced to insoluble, purple formazan by NAD(P)H-oxidoreductases in living cells
- Detect 10,000-250,000 cells per well



Multi-Drug Resistance Assay Kit (Calcein AM) 600370

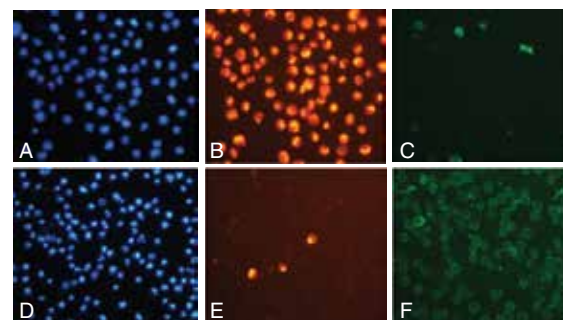
- A non-radioactive assay for multi-drug resistance associated protein (MRP) function in living cells
- Employ calcein AM, a substrate for multidrug resistance proteins, including P-gp and MRP
- Cyclosporin A and verapamil are included as positive controls of MDR inhibition
- Assess by flow cytometry, fluorescence microscopy, or plate reader



Cyclosporin inhibits MDR export of calcein AM. Panel A: Calcein AM staining of MES-SA/Dx5 cells treated with vehicle. Panel B: Hoechst Dye staining of MES-SA/Dx5 cells corresponding to those in Panel A. Panel C: Calcein AM staining of MES-SA/Dx5 cells treated with 20 μM Cyclosporin A. Panel D: Hoechst Dye staining of MES-SA/Dx5 cells corresponding to those in Panel C.

Multi-Parameter Apoptosis Assay Kit 600330

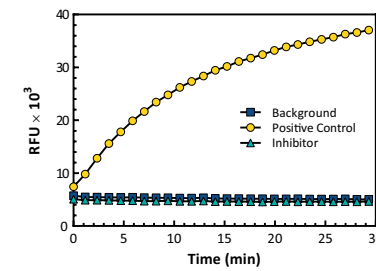
- Four different reagents for monitoring distinct events in apoptosis
- Contains Annexin V, TMRE, 7-AAD, and Hoechst Dye
- Sufficient reagents to analyze 100 samples for flow cytometry or 500 samples in a 96-well plate format
- 1 hour staining protocol



Staurosporine induced apoptosis in Jurkat cells. Jurkat cells treated with vehicle (control) or 2.5 μg/ml staurosporine (treatment) were stained with Hoechst Dye, TMRE or Annexin V FITC. Panels A-C: Control group. Panels D-F: Staurosporine-treated group. Panels A and D: Hoechst staining. Panels B and E: TMRE staining. Panels C and F: Annexin V FITC staining.

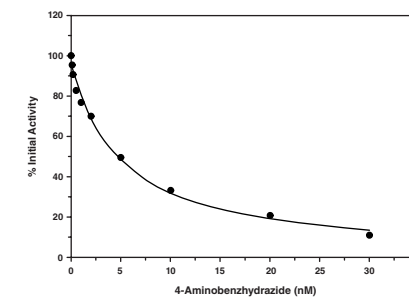
Myeloperoxidase Chlorination Fluorometric Assay Kit 10006438

- Measure myeloperoxidase (MPO) chlorination activity in cell lysates and purified preparations
- Assay 37 samples in duplicate
- Plate-based fluorometric measurement (ex 480-495 nm, em 515-525 nm)



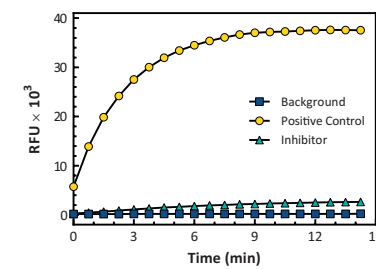
Myeloperoxidase Inhibitor Screening Assay Kit 700170

- Screen for inhibitors of myeloperoxidase (MPO)
- Includes reagents to measure both the chlorination and peroxidation activities
- Assay 45 samples in duplicate
- Plate-based, fluorometric measurement (ex 480-495 nm, em 515-525 nm, ex 530-540 nm, em 585-595 nm)



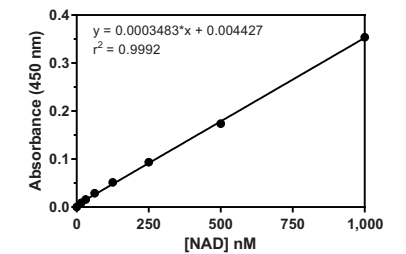
Myeloperoxidase Peroxidation Fluorometric Assay Kit 700160

- Measure myeloperoxidase (MPO) peroxidase activity in cell lysates and purified preparations
- Assay 37 samples in duplicate
- Plate-based, fluorometric measurement (ex 530-540 nm, em 585-595 nm)



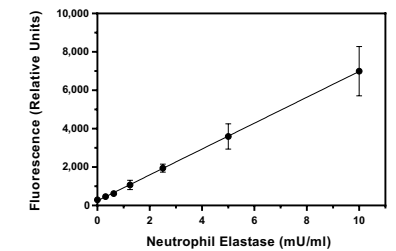
NAD/NADH Cell-Based Assay Kit 600480

- Utilize cellular nicotinamide adenine dinucleotide (NAD⁺) as a cofactor in a chromogenic enzymatic reaction
- A NAD⁺ standard curve allows for accurate quantification of cellular NAD levels
- Rapid assay; get results in under 2 hours



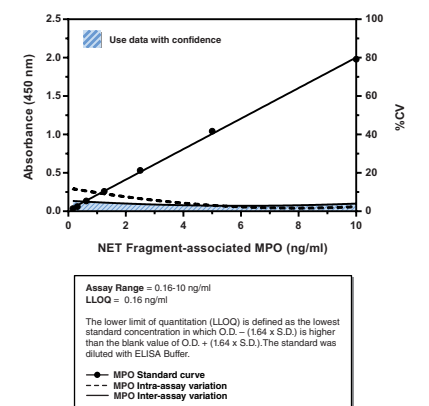
Neutrophil Elastase Activity Assay Kit 600610

- Neutrophils isolated from whole blood (protocol included)
- Measure neutrophil elastase released by neutrophils after various experimental conditions
- Employ the specific elastase substrate (Z-Ala-Ala-Ala-Ala)2Rh110
- Includes reagents to isolate neutrophils from whole blood and PMA to stimulate elastase release
- Assay performed in provided black 96-well plates
- Neutrophil (mouse) Isolation Kit (Item No. 601070) available to isolate mouse neutrophils from peritoneal lavage or bone marrow



Neutrophil Extracellular Trap (MPO-Histone) ELISA Kit 501340

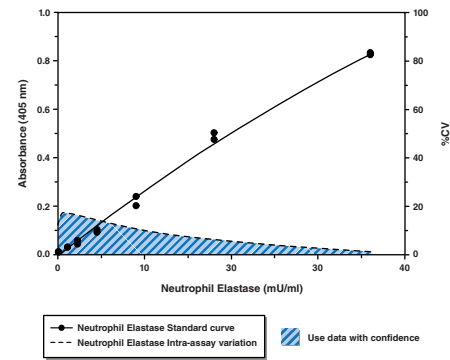
- Detect fragments of neutrophil extracellular traps (NETs) that remain after incomplete digestion and clearance from human samples
- A sandwich ELISA using antibodies specific for MPO and citrullinated histone H3
- Quantitative; results are expressed in ng/ml of NET-associated MPO



Assay Range = 0.16-10 ng/ml
LLOQ = 0.16 ng/ml
 The lower limit of quantitation (LLOQ) is defined as the lowest standard concentration in which O.D. - (1.64 x S.D.) is higher than the blank value of O.D. + (1.64 x S.D.). The standard was diluted with ELISA Buffer.
 —●— MPO Standard curve
 - - - MPO Intra-assay variation
 - - - MPO Inter-assay variation


Neutrophil Extracellular Trap (NET) Assay Kit 601010

- Induce and detect NET formation *in vivo*
- Elastase-based readout
- Non-dsDNA readout eliminates false positives from DNA
- Adaptable to multiple species
- Neutrophil (mouse) Isolation Kit (Item No. 601070) available to isolate mouse neutrophils from peritoneal lavage or bone marrow



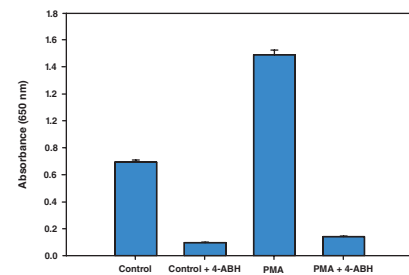
Neutrophil/Monocyte Respiratory Burst Assay Kit 601130

- Samples include whole blood from any species or cells of any type that are capable of producing a nicotinamide adenine dinucleotide, reduced (NADPH) oxidase-dependent respiratory burst
- Induce and quantify a respiratory burst response
- Analyze by flow cytometry



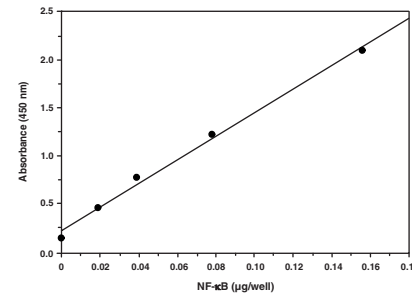
Neutrophil Myeloperoxidase Activity Assay Kit 600620

- Assay the release of enzymatically-active myeloperoxidase (MPO) from activated phagocytes
- Utilize TMB as a chromogenic substrate for MPO
- Includes a specific inhibitor of MPO function to verify specificity
- Includes reagents needed to isolate neutrophils from human whole blood



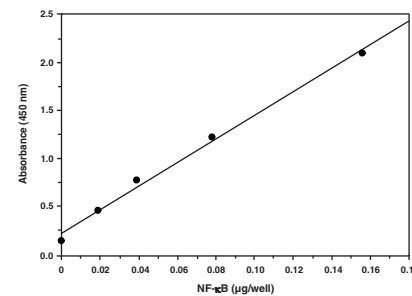
NF-κB (human p50) Transcription Factor Assay Kit 10006912

- A sensitive, non-radioactive method of detecting NF-κB (p50) from whole cell lysates
- 96-well plate format replaces electrophoretic mobility shift assays (EMSAs)
- Capture the transcription factor using a specific dsDNA sequence bound to the plate
- Detect the dsDNA-bound transcription factor with specific antibodies in an ELISA format
- Nuclear Extraction Kit (Item No. 10009277) available to aid in the isolation of nuclear and cytoplasmic fractions from cell lysates or tissue homogenates



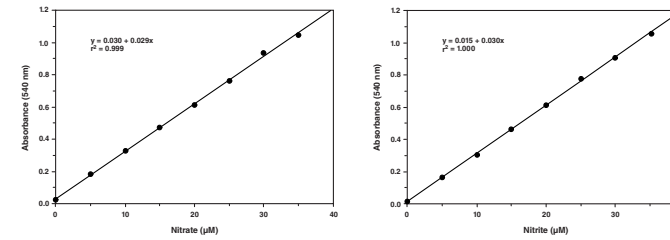
NF-κB (p65) Transcription Factor Assay Kit 10007889

- A sensitive, non-radioactive method of detecting NF-κB (p65) from whole cell lysates
- 96-well plate format replaces electrophoretic mobility shift assays (EMSAs)
- Capture the transcription factor using a specific dsDNA sequence bound to the plate
- Detect the dsDNA-bound transcription factor with specific antibodies in an ELISA format
- Nuclear Extraction Kit (Item No. 10009277) available to aid in the isolation of nuclear and cytoplasmic fractions from cell lysates or tissue homogenates



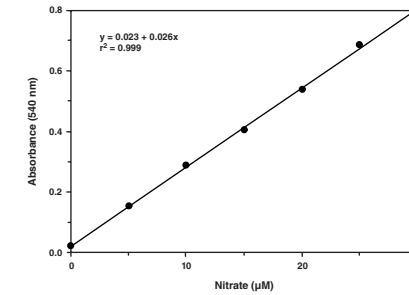
Nitrate/Nitrite Colorimetric Assay Kit 780001

- Measure nitrate, nitrite, and/or total nitrate/nitrites in plasma/serum, urine, tissue culture media, and tissue homogenates
- Assay 26 samples in triplicate or 40 samples in duplicate/96-well plate



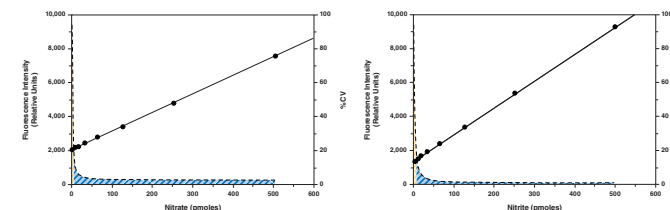
Nitrate/Nitrite Colorimetric Assay Kit (LDH method) 760871

- Designed to measure nitric oxide synthase (NOS) activity *in vitro*
- Can also be used to measure nitrate and nitrite in urine, plasma, serum, and tissue homogenates
- Assay 41 samples in duplicate
- Assay Range: 5-25 µM (nitrate and/or nitrite)
- Plate-based, colorimetric measurement (530-550 nm)



Nitrate/Nitrite Fluorometric Assay Kit 780051

- Measure nitrate, nitrite, and/or total nitrate/nitrites in plasma, serum, tissue culture media, and tissue homogenates
- Assay 40 samples in duplicate/96-well plate
- Assay Range: 60 nM-3.85 µM (nitrate and/or nitrite)
- Plate-based, fluorometric measurement (ex 360-365 nm, em 430 nm)



S-Nitrosylated Protein Detection Kit 10006518

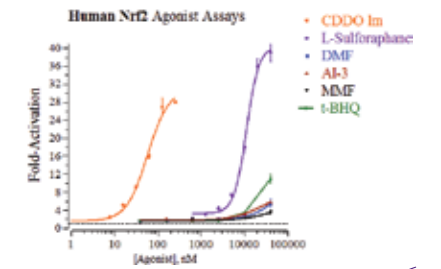
- A modified 'Biotin-switch' assay
- Direct visualization of S-nitrosylated (S-NO) proteins in whole cells or tissues
- Colorimetric or fluorometric detection

NOS Activity Assay Kit 781001

- Measure nitric oxide synthase (NOS) activity in cell lysates and purified preparations
- Material for 50 reactions
- Radioactive substrate not supplied

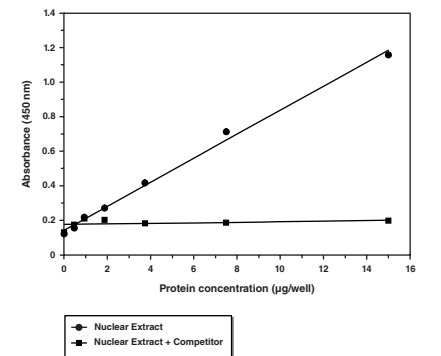
Nrf2 (human) Reporter Assay Kit 17734

- A nuclear receptor cell-based reporter assay
- See www.caymanchem.com for more details



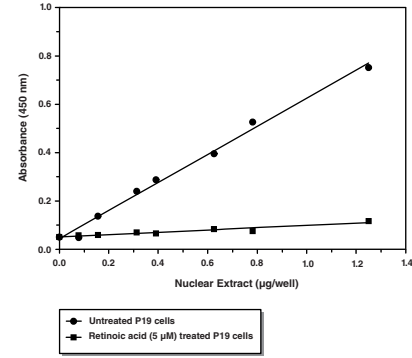
Nrf2 Transcription Factor Assay Kit 600590

- A sensitive, non-radioactive method of detecting nuclear factor E2-related factor 2 (Nrf2) from whole cell lysates
- 96-well plate format replaces electrophoretic mobility shift assays (EMSAs)
- Capture the transcription factor using a specific dsDNA sequence bound to the plate
- Detect the dsDNA-bound transcription factor with specific antibodies in an ELISA format
- Nuclear Extraction Kit (Item No. 10009277) available to aid in the isolation of nuclear and cytoplasmic fractions from cell lysates or tissue homogenates



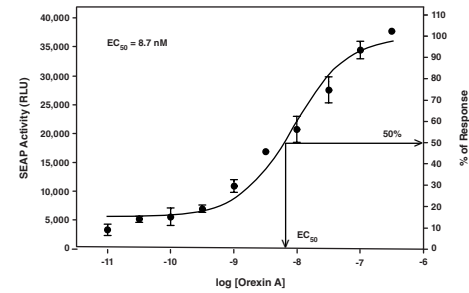
Oct4 Transcription Factor Assay Kit 601080

- A sensitive, non-radioactive method of detecting Oct4 from whole cell lysates
- 96-well plate format replaces electrophoretic mobility shift assays (EMSA)
- Capture the transcription factor using a specific dsDNA sequence bound to the plate
- Detect the dsDNA-bound transcription factor with specific antibodies in an ELISA format
- Nuclear Extraction Kit (Item No. 10009277) available to aid in the isolation of nuclear and cytoplasmic fractions from cell lysates or tissue homogenates



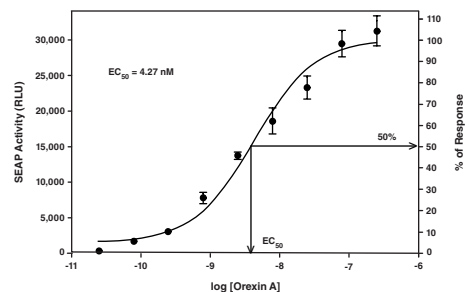
Orexin 1 Receptor Reporter Assay Kit 600240

- Reverse transfection reporter assay to screen for orexin 1 receptor (OX1R) agonists
- Assay 46 samples in duplicate
- Includes orexin A as a positive control
- Plate-based, luminometric measurement



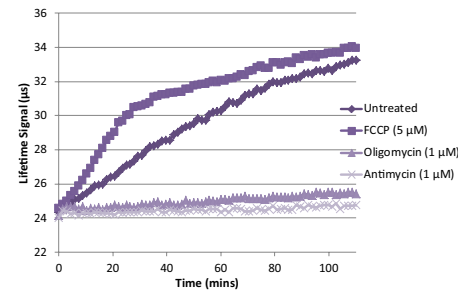
Orexin 2 Receptor Reporter Assay Kit 600250

- A 96-well plate coated with DNA encoding both orexin 2 receptor (OX2R) and a cAMP response element-regulated SEAP
- Cells grown on the complex will express both OX2R and the SEAP reporter
- Binding of OX2R agonists induces expression of SEAP
- SEAP secreted into the supernatant cleaves a luminescence-based substrate (included)



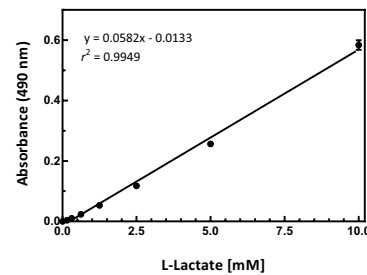
Oxygen Consumption Rate Assay Kit (MitoXpress®-Xtra HS Method) 600800

- Measure oxygen consumption rate (OCR) without the need for an oxygen electrode
- Utilize MitoXpress®-Xtra, a phosphorescent oxygen probe
- Includes antimycin A, an inhibitor of oxygen consumption, as a control
- Includes glucose oxidase as a reference for oxygen depletion



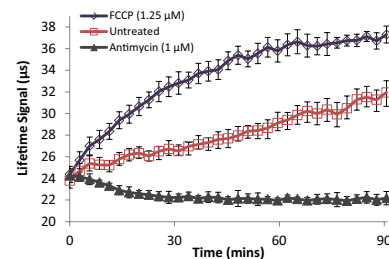
Oxygen Consumption/Glycolysis Dual Assay Kit 601060

- Measure both oxygen consumption and glycolysis
- Utilize MitoXpress®-Xtra, a phosphorescent oxygen probe
- Includes antimycin A, an inhibitor of oxygen consumption, as a control



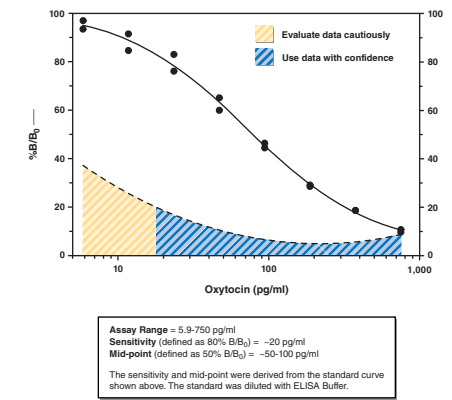
Oxygen Consumption/MitoMembrane Potential Dual Assay Kit 600880

- Measure both oxygen consumption rate (OCR) and mitochondrial membrane potential
- Utilize MitoXpress®-Xtra, a phosphorescent oxygen probe
- Employ the cationic dye, JC-1, to determine mitochondrial membrane potential
- Includes antimycin A, an inhibitor of oxygen consumption, as a control
- Includes glucose oxidase as a reference for oxygen depletion



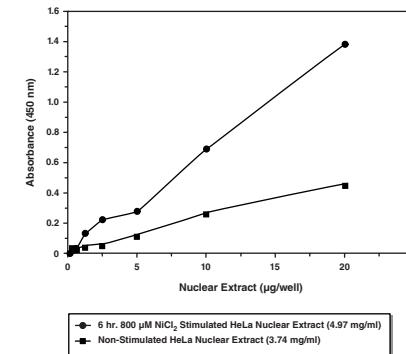
Oxytocin ELISA Kit 500440

- Measure oxytocin in plasma
- Assay 24 samples in triplicate or 36 samples in duplicate
- Measure oxytocin levels down to 20 pg/ml
- Incubation: 18 hours | Development: 90-120 minutes | Read: Colorimetric at 405-420 nm



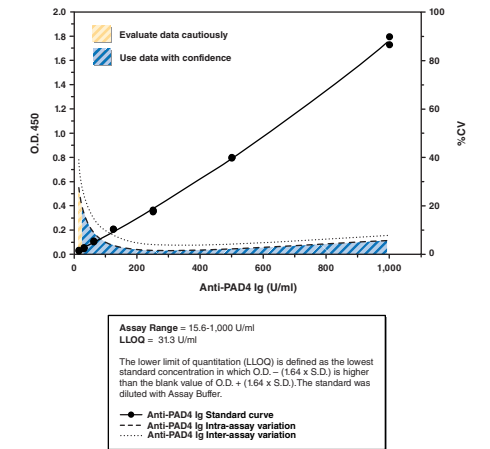
p53 Transcription Factor Assay Kit 600020

- A sensitive, non-radioactive method of detecting p53 from whole cell lysates
- 96-well plate format replaces electrophoretic mobility shift assays (EMSA)
- Capture the transcription factor using a specific dsDNA sequence bound to the plate
- Detect the dsDNA-bound transcription factor with specific antibodies in an ELISA format
- Nuclear Extraction Kit (Item No. 10009277) available to aid in the isolation of nuclear and cytoplasmic fractions from cell lysates or tissue homogenates



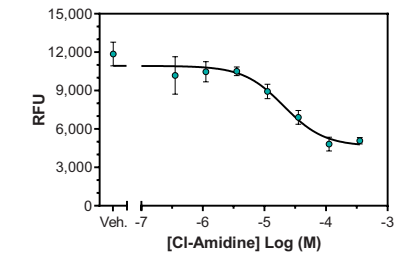
PAD4 Autoantibody ELISA Kit 500930

- Measure anti-protein arginine deiminase 4 (anti-PAD4) autoantibodies of any isotype (IgM, IgG, IgA)
- For use in human plasma and serum (no need to purify samples)
- Assay Range: 15.6-1,000 U/ml with an LLOQ of 31.3 U/ml



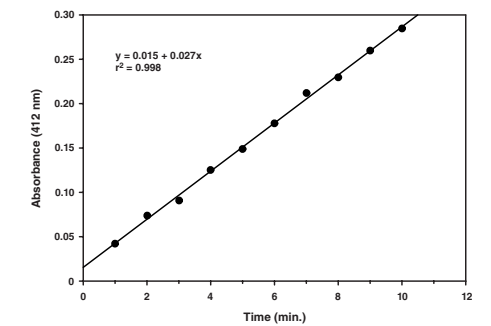
PAD4 Inhibitor Screening Assay Kit (Ammonia) 700560

- Screen for inhibitors of protein arginine deiminase 4 (PAD4)
- Assay 45 samples in duplicate
- Plate-based, fluorometric measurement (ex 405-415 nm, em 470-480 nm)



PAF Acetylhydrolase Assay Kit 760901

- Measure PAF acetylhydrolase (PAF-AH) activity in plasma, serum, tissue homogenates, and cell lysates
- Assay 23 samples in duplicate
- Measure PAF-AH activity down to 0.02 U/ml
- Plate-based, colorimetric measurement (405-415 nm)

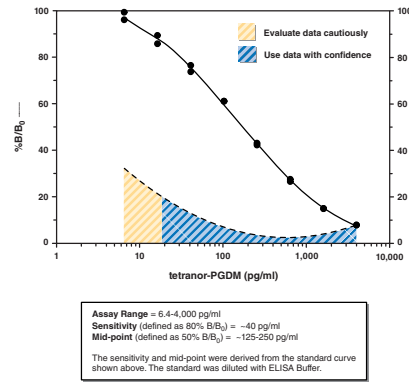


PAF Acetylhydrolase Inhibitor Screening Assay Kit 10004380

- Screen for inhibitors of PAF acetylhydrolase (PAF-AH)
- Assay 45 samples in duplicate
- Plate-based, colorimetric measurement (405-415 nm)

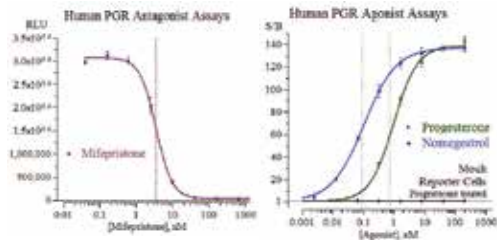
tetranor-PGDM ELISA Kit 501001

- Detect tetranor-prostaglandin D metabolite (tetranor-PDGM), a major metabolite of prostaglandin D₂ (PGD₂) in urine
- Assay 24 samples in triplicate or 36 samples in duplicate
- Measure tetranor-PGDM levels down to 40 pg/ml
- **Incubation:** 18 hours | **Development:** 60-90 minutes | **Read:** Colorimetric at 405-420 nm



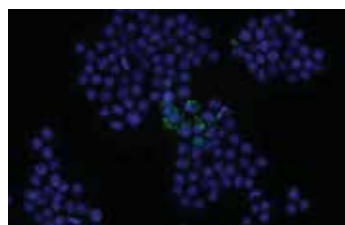
PGR (human) Reporter Assay Kit 15759

- A nuclear receptor cell-based reporter assay
- See www.caymanchem.com for more details



Phagocytosis Assay Kit (IgG FITC) 500290

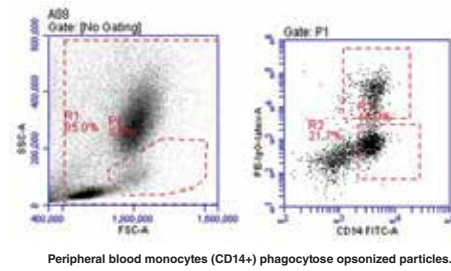
- Detect phagocytosis of rabbit IgG-coated latex beads
- Validated in human peripheral blood monocytes and mouse peritoneal macrophages
- Phagocytosis detectable in 1-4 hours at 37°C
- Assess by flow cytometry or fluorescence microscopy



RAW 264.7 cells phagocytose opsonized particles.

Phagocytosis Assay Kit (IgG PE) 600540

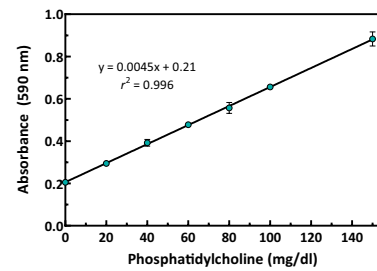
- Detect phagocytosis of rabbit IgG-coated latex beads
- Validated in human peripheral blood monocytes and mouse peritoneal macrophages
- Phagocytosis detectable in 1-4 hours at 37°C
- Assess by flow cytometry or fluorescence microscopy



Peripheral blood monocytes (CD14+) phagocytose opsonized particles.

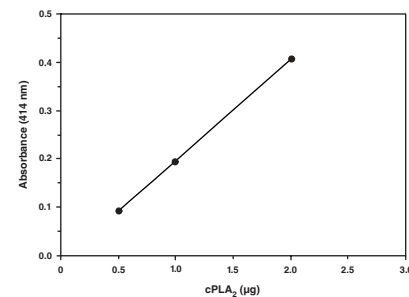
Phosphatidylcholine Colorimetric Assay Kit 10009926

- Measure phosphatidylcholine (PC) in serum or plasma
- Assay 41 samples in duplicate
- **Assay Range:** 20-150 mg/dl
- Plate-based, colorimetric measurement (580-600 nm)



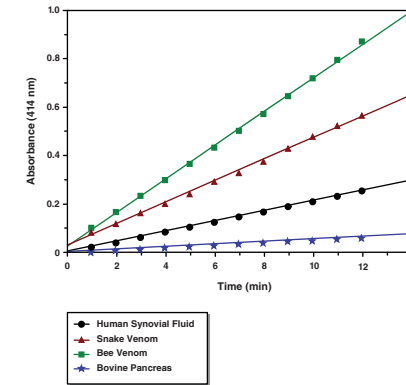
cPLA₂ Assay Kit 765021

- Measure calcium-dependent cytosolic phospholipase A₂ (cPLA₂) activity in cell lysates and tissue homogenates that are known to only contain cPLA₂, or in purified enzyme preparations
- Assay 46 samples in duplicate
- Measure cPLA₂ activity down to 0.0035 U/ml
- Plate-based, colorimetric measurement (405-420 nm)



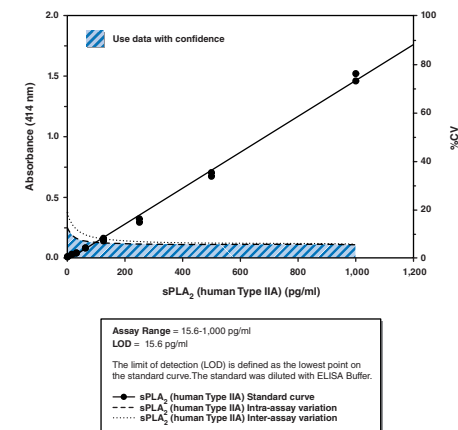
sPLA₂ Assay Kit 765001

- Measure secretory phospholipase A₂ (sPLA₂) activity
- Assay 46 samples in duplicate
- Measure sPLA₂ activity down to 0.02 U/ml
- Plate-based, colorimetric measurement (405-414 nm)



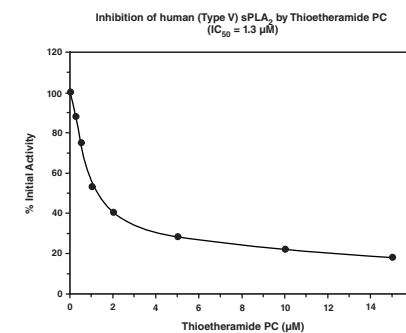
sPLA₂ (human Type IIA) ELISA Kit 585000

- Measure secretory phospholipase A₂ (sPLA₂) levels in plasma, synovial fluid, and other sample matrices
- Assay 24 samples in triplicate or 36 samples in duplicate
- **Assay Range:** 15.6-1,000 pg/ml with an LOD of 15.6 pg/ml
- **Incubation:** 18 hours | **Development:** 90-120 minutes | **Read:** Colorimetric at 405-420 nm



sPLA₂ (Type V) Inhibitor Screening Assay Kit 10004883

- Screen for inhibitors of Type V secretory phospholipase A₂ (sPLA₂)
- Assay 45 samples in duplicate
- Plate-based, colorimetric measurement (405-420 nm)



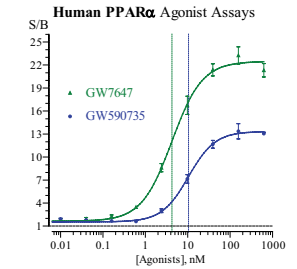
PPAR (human) Reporter Assays Panel 15732

- A nuclear receptor cell-based reporter assay
- See www.caymanchem.com for more details



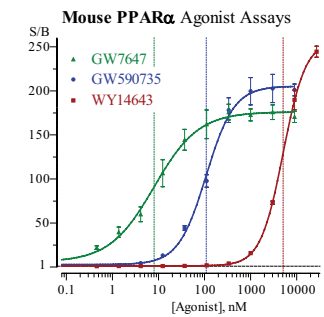
PPARα (human) Reporter Assay Kit 15730

- A nuclear receptor cell-based reporter assay
- See www.caymanchem.com for more details




PPARα (mouse) Reporter Assay Kit 15762

- A nuclear receptor cell-based reporter assay
- See www.caymanchem.com for more details



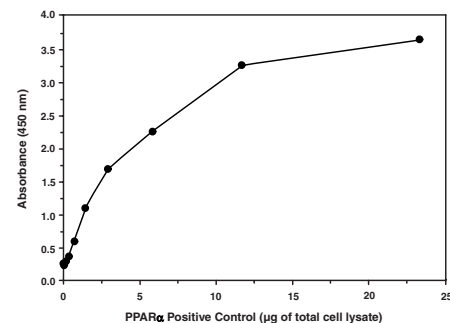
PPARα (rat) Reporter Assay Kit 15764

- A nuclear receptor cell-based reporter assay
- See www.caymanchem.com for more details



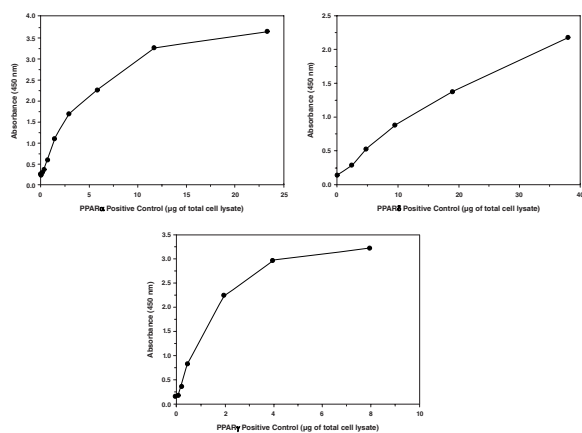
PPAR α Transcription Factor Assay Kit 10006915

- A sensitive, non-radioactive method of detecting peroxisome proliferator-activated receptor α (PPAR α) from whole cell lysates
- 96-well plate format replaces electrophoretic mobility shift assays (EMSAs)
- Capture the transcription factor using a specific dsDNA sequence bound to the plate
- Detect the dsDNA-bound transcription factor with specific antibodies in an ELISA format
- Nuclear Extraction Kit (Item No. 10009277) available to aid in the isolation of nuclear and cytoplasmic fractions from cell lysates or tissue homogenates



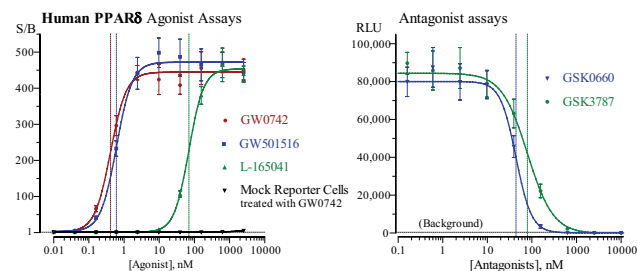
PPAR α , δ , γ Complete Transcription Factor Assay Kit 10008878

- A sensitive, non-radioactive method of detecting peroxisome proliferator-activated receptor (PPAR) α , PPAR γ , and PPAR δ / β from whole cell lysates
- 96-well plate format replaces electrophoretic mobility shift assays (EMSAs)
- Capture the transcription factor using a specific dsDNA sequence bound to the plate
- Detect the dsDNA-bound transcription factor with specific antibodies in an ELISA format
- Single 96-well plate that measures all three PPAR isoforms
- Nuclear Extraction Kit (Item No. 10009277) available to aid in the isolation of nuclear and cytoplasmic fractions from cell lysates or tissue homogenates



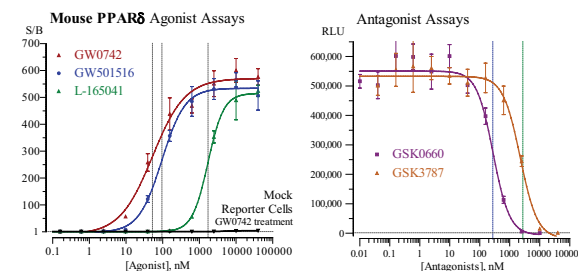
PPAR δ (human) Reporter Assay Kit 15731

- A nuclear receptor cell-based reporter assay
- See www.caymanchem.com for more details




PPAR δ (mouse) Reporter Assay Kit 15763

- A nuclear receptor cell-based reporter assay
- See www.caymanchem.com for more details



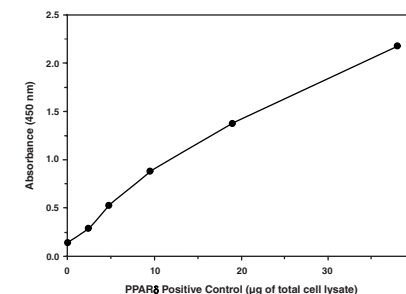
PPAR δ (rat) Reporter Assay Kit 15765

- A nuclear receptor cell-based reporter assay
- See www.caymanchem.com for more details



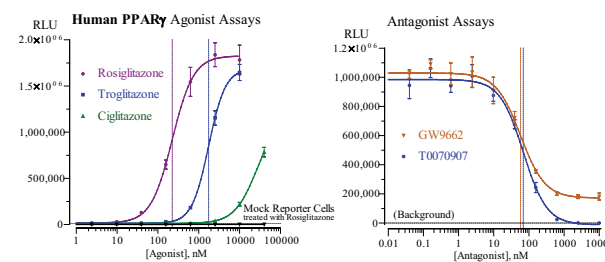
PPAR δ Transcription Factor Assay Kit 10006914

- A sensitive, non-radioactive method of detecting peroxisome proliferator-activated receptor δ (PPAR δ) from whole cell lysates
- 96-well plate format replaces electrophoretic mobility shift assays (EMSAs)
- Capture the transcription factor using a specific dsDNA sequence bound to the plate
- Detect the dsDNA-bound transcription factor with specific antibodies in an ELISA format
- Plate-based, colorimetric measurement (405-420 nm)
- Nuclear Extraction Kit (Item No. 10009277) available to aid in the isolation of nuclear and cytoplasmic fractions from cell lysates or tissue homogenates



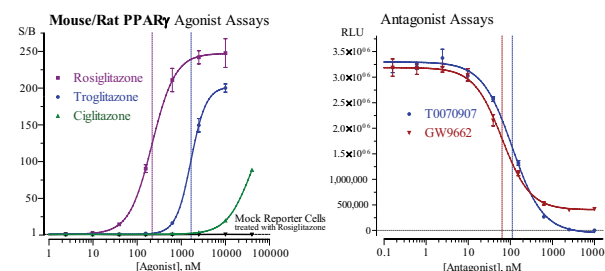
PPAR γ (human) Reporter Assay Kit 15729

- A nuclear receptor cell-based reporter assay
- See www.caymanchem.com for more details



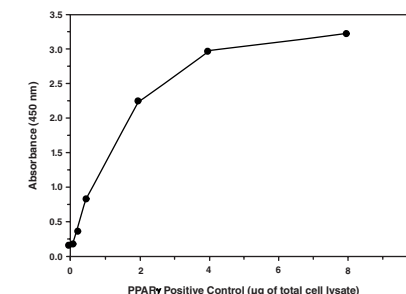
PPAR γ (mouse/rat) Reporter Assay Kit 15761

- A nuclear receptor cell-based reporter assay
- See www.caymanchem.com for more details



PPAR γ Transcription Factor Assay Kit 10006855

- A sensitive, non-radioactive method of detecting peroxisome proliferator-activated receptor γ (PPAR γ) from whole cell lysates
- 96-well plate format replaces electrophoretic mobility shift assays (EMSAs)
- Capture the transcription factor using a specific dsDNA sequence bound to the plate
- Detect the dsDNA-bound transcription factor with specific antibodies in an ELISA format
- Nuclear Extraction Kit (Item No. 10009277) available to aid in the isolation of nuclear and cytoplasmic fractions from cell lysates or tissue homogenates



Pregnane X (human) Receptor Assay Kit 17528

- A nuclear receptor cell-based reporter assay
- See www.caymanchem.com for more details



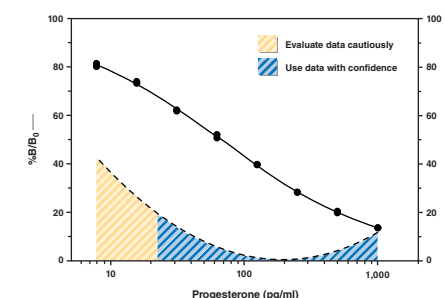
Pregnane X (rat) Receptor Assay Kit 17585

- A nuclear receptor cell-based reporter assay
- See www.caymanchem.com for more details



Progesterone ELISA Kit 582601

- Measure progesterone in plasma and other sample matrices
- Assay 24 samples in triplicate or 36 samples in duplicate
- Measure progesterone levels down to 10 pg/ml
- Rapid assay; get results in under 4 hours

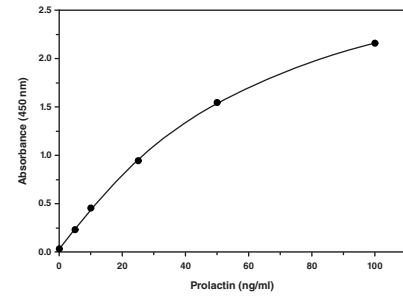


Assay Range = 78-1,000 pg/ml
 Sensitivity (defined as 80% B/B₀) = ~10 pg/ml
 Mid-point (defined as 50% B/B₀) = ~40-60 pg/ml
 The sensitivity and mid-point were derived from the standard curve shown above. The standard was diluted with ELISA Buffer.

Prolactin (human) ELISA Kit

500730

- Measure prolactin in human serum and plasma
- Assay 27 samples in triplicate or 41 samples in duplicate
- **Assay Range:** 0.12-100 ng/ml with an LOD of 0.12 ng/ml
- Rapid assay; get results in under 2 hours

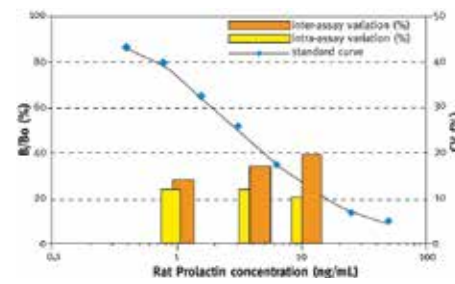


Assay Range = 0.12-100 ng/ml
LOD = 0.12 ng/ml
 The limit of detection (LOD) is defined as the lowest point on the standard curve.

Prolactin (rat) EIA Kit

589701

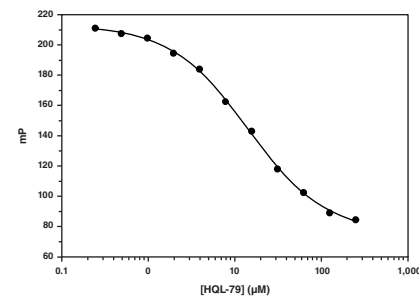
- Measure prolactin in rat plasma, serum, and cell culture supernatant samples
- Assay 33 samples in duplicate
- **Incubation:** Overnight
- No extraction necessary



Prostaglandin D Synthase (hematopoietic-type) FP-Based Inhibitor Screening Assay Kit - Green

600007

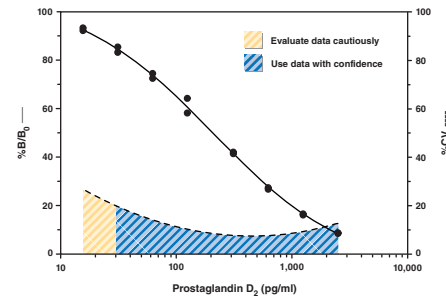
- Screen for inhibitors of prostaglandin D synthase (hematopoietic-type) (H-PGDS)
- Designed for high-throughput screening
- Includes HQL-79 as a positive control
- Plate-based, fluorescence polarization measurement (ex 470 nm, em 530 nm)



Prostaglandin D₂ ELISA Kit

512031

- Measure prostaglandin D₂ (PGD₂) in multiple sample types
- Assay 24 samples in triplicate or 36 samples in duplicate
- Measure PGD₂ levels down to 55 pg/ml
- **Incubation:** 18 hours | **Development:** 90-120 minutes | **Read:** Colorimetric at 405-420 nm

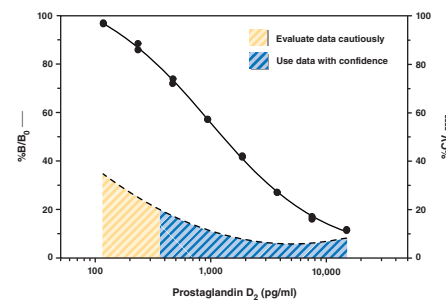


Assay Range = 19.5-2,500 pg/ml
Sensitivity (defined as 80% B/B₀) = -55 pg/ml
Mid-point (defined as 50% B/B₀) = -170-310 pg/ml
 The sensitivity and mid-point were derived from the standard curve shown above. The standard was diluted with ELISA Buffer.

Prostaglandin D₂ Express ELISA Kit

512041

- Measure prostaglandin D₂ (PGD₂) in multiple sample types
- Assay 24 samples in triplicate or 36 samples in duplicate
- Measure PGD₂ levels down to 350 pg/ml
- Rapid assay; get results in under 4 hours

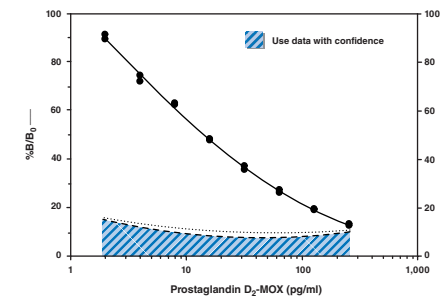


Assay Range = 1172-15,000 pg/ml
Sensitivity (defined as 80% B/B₀) = -350 pg/ml
Mid-point (defined as 50% B/B₀) = -800-1,500 pg/ml
 The sensitivity and mid-point were derived from the standard curve shown above. The standard was diluted with ELISA Buffer.

Prostaglandin D₂-MOX ELISA Kit

512011

- Treatment of samples with methoxyamine (MOX) hydrochloride converts unstable prostaglandin D₂ (PGD₂) to stable PGD₂-MOX
- Highly sensitive
- Measure PGD₂-MOX levels down to 3 pg/ml
- **Incubation:** 18 hours | **Development:** 90-120 minutes | **Read:** Colorimetric at 405-420 nm

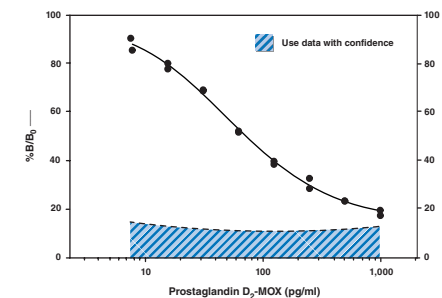


Assay Range = 2.0-250 pg/ml
Sensitivity (defined as 80% B/B₀) = -3 pg/ml
Mid-point (defined as 50% B/B₀) = -10-35 pg/ml
 The sensitivity and mid-point were derived from the standard curve shown above. The standard was diluted with ELISA Buffer.

Prostaglandin D₂-MOX Express ELISA Kit

500151

- Treatment of samples with methoxyamine (MOX) hydrochloride converts unstable prostaglandin D₂ (PGD₂) to stable PGD₂-MOX; MOX derivatization reagent included with assay
- Assay 24 samples in triplicate or 36 samples in duplicate
- Measure PGD₂-MOX levels down to 16 pg/ml
- Rapid assay; get results in under 4 hours

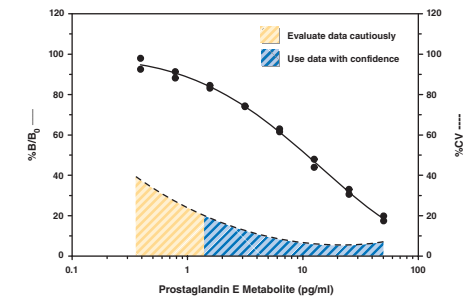


Assay Range = 78-1,000 pg/ml
Sensitivity (defined as 80% B/B₀) = -16 pg/ml
Mid-point (defined as 50% B/B₀) = -60-100 pg/ml
 The sensitivity and mid-point were derived from the standard curve shown above. The standard was diluted with ELISA Buffer.

Prostaglandin E Metabolite ELISA Kit

514531

- Converts major urinary and plasma metabolites of prostaglandin E₂ (PGE₂) to a single, stable derivative that is easily quantified
- Assay 24 samples in triplicate or 36 samples in duplicate
- Measure PGEM levels down to 2 pg/ml
- **Incubation:** 18 hours | **Development:** 60-90 minutes | **Read:** Colorimetric at 405-420 nm

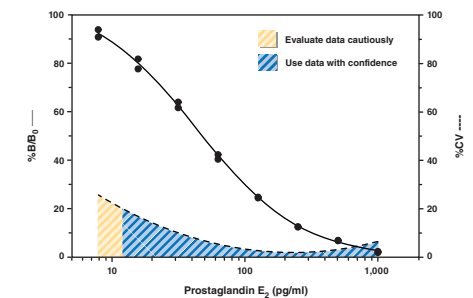


Assay Range = 0.39-50 pg/ml
Sensitivity (defined as 80% B/B₀) = -2 pg/ml
Mid-point (defined as 50% B/B₀) = -8-14 pg/ml
 The sensitivity and mid-point were derived from the standard curve shown above. The standard was diluted with PGEM Buffer.

Prostaglandin E₂ ELISA Kit - Monoclonal

514010

- Measure prostaglandin E₂ (PGE₂) in multiple sample types
- Assay 24 samples in triplicate or 36 samples in duplicate
- Measure PGE₂ levels down to 15 pg/ml
- **Incubation:** 18 hours | **Development:** 60-90 minutes | **Read:** Colorimetric at 405-420 nm

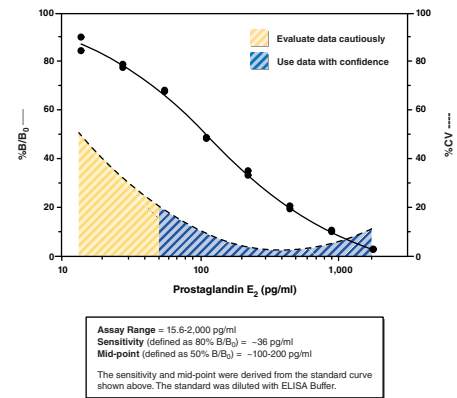


Assay Range = 78-1,000 pg/ml
Sensitivity (defined as 80% B/B₀) = -15 pg/ml
Mid-point (defined as 50% B/B₀) = -30-70 pg/ml
 The sensitivity and mid-point were derived from the standard curve shown above. The standard was diluted with ELISA Buffer.

Prostaglandin E₂ Express ELISA Kit

500141

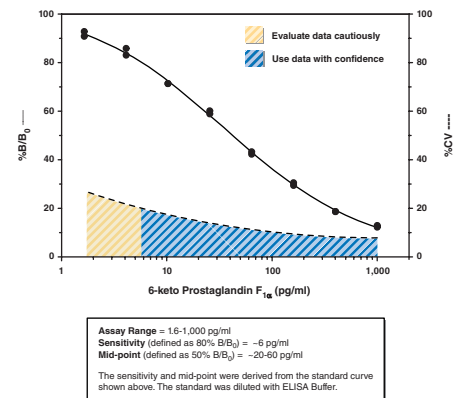
- Measure prostaglandin E₂ (PGE₂) in multiple sample types
- Assay 24 samples in triplicate or 36 samples in duplicate
- Measure PGE₂ levels down to 36 pg/ml
- Rapid assay; get results in under 4 hours



6-keto Prostaglandin F_{1α} ELISA Kit

515211

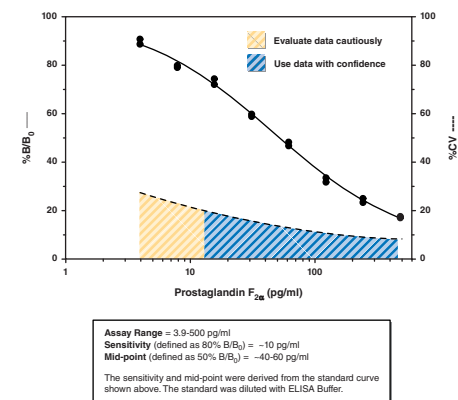
- Detect 6-keto prostaglandin F_{1α} (PGF_{1α}), a surrogate for prostacyclin synthesis in multiple sample types
- Assay 24 samples in triplicate or 36 samples in duplicate
- Measure 6-keto PGF_{1α} levels down to 6 pg/ml
- **Incubation:** 18 hours | **Development:** 90-120 minutes | **Read:** Colorimetric at 405-420 nm



Prostaglandin F_{2α} ELISA Kit

516011

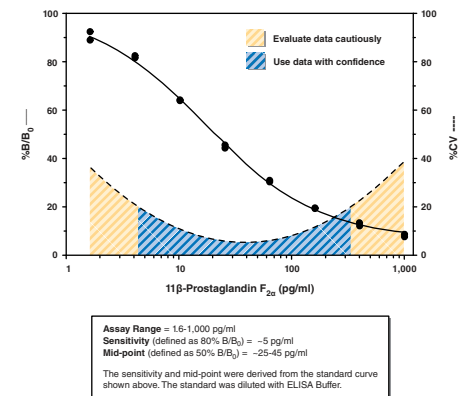
- Measure prostaglandin F_{2α} (PGF_{2α}) in multiple sample types
- Assay 24 samples in triplicate or 36 samples in duplicate
- Measure PGF_{2α} levels down to 10 pg/ml
- **Incubation:** 18 hours | **Development:** 90-120 minutes | **Read:** Colorimetric at 405-420 nm



11β-Prostaglandin F_{2α} ELISA Kit

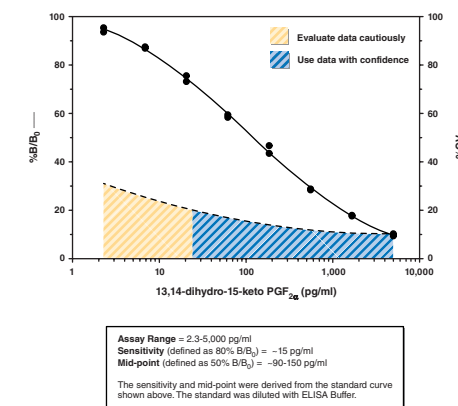
516521

- Detect 11β-prostaglandin F_{2α} (PGF_{2α}), the primary metabolite of PGD₂, in plasma or urine
- Assay 24 samples in triplicate or 36 samples in duplicate
- Measure 11β-PGF_{2α} levels down to 5 pg/ml
- **Incubation:** 18 hours | **Development:** 60-90 minutes | **Read:** Colorimetric at 405-420 nm



13,14-dihydro-15-keto Prostaglandin F_{2α} ELISA Kit 516671

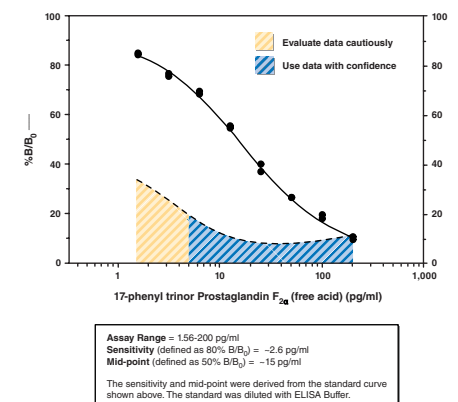
- Detect 13,14-dihydro-15-keto prostaglandin F_{2α} (PGF_{2α}), a stable metabolite of PGF_{2α}
- Assay 24 samples in triplicate or 36 samples in duplicate
- Measure 13,14-dihydro-15-keto PGF_{2α} levels down to 15 pg/ml
- **Incubation:** 18 hours | **Development:** 90-120 minutes | **Read:** Colorimetric at 405-420 nm



17-phenyl trinor Prostaglandin F_{2α} ELISA Kit

516821

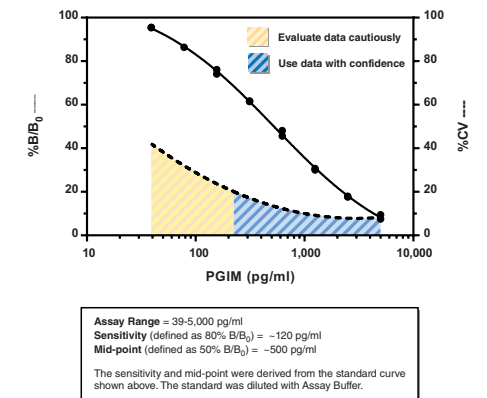
- Measure 17-phenyl trinor prostaglandin F_{2α} (PGF_{2α}) (also known as bimatoprost)
- Assay 24 samples in triplicate or 36 samples in duplicate
- Measure 17-phenyl trinor PGF_{2α} levels down to 2.6 pg/ml
- **Incubation:** 18 hours | **Development:** 90-120 minutes | **Read:** Colorimetric at 405-420 nm



Prostaglandin I Metabolite ELISA Kit

501100

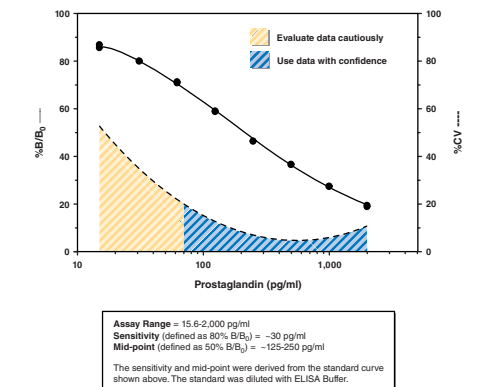
- Measure prostaglandin I metabolites (PGIMs) in urine
- Measure PGIM down to 120 pg/ml
- Convenient overnight format



Prostaglandin Screening ELISA Kit

514012

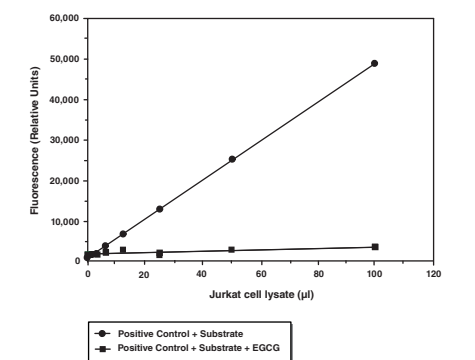
- Measure total prostaglandin (PG) levels in tissue culture medium
- Assay 24 samples in triplicate or 36 samples in duplicate
- Measure total PG levels down to 30 pg/ml
- **Incubation:** 18 hours | **Development:** 60-90 minutes | **Read:** Colorimetric at 405-420 nm



20S Proteasome Assay Kit

10008041

- A functional assay for detecting activity of the 20S proteasome in cell lysates
- Utilize SUC-LLVY-AMC as a specific substrate for the 20S proteasome
- Includes a Jurkat cell lysate as a positive control
- Includes EGCG, a specific 20S proteasome inhibitor

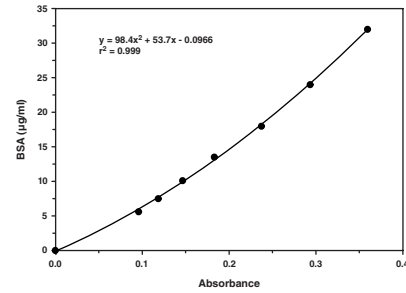


Protein Carbonyl Colorimetric Assay Kit 10005020

- Measure protein carbonyl content in plasma, serum, urine, tissue homogenates, and cell lysates
- Assay 24 samples in duplicate
- Plate-based, colorimetric measurement (360-385 nm)

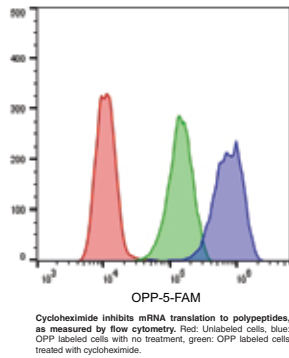
Protein Determination Kit 704002

- Measure total protein concentration
- Assay Range: 5.6-32 µg/ml
- Plate-based, colorimetric measurement (595 nm)



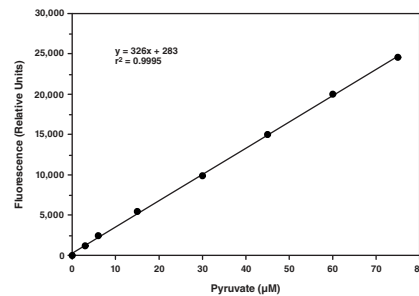
Protein Synthesis Assay Kit 601100

- Non-radioactive, simple procedure
- Measure nascent protein synthesis in cells
- O-Propargyl-puromycin (OPP) and 5 FAM-Azide used to detect nascent proteins by flow cytometry, microscopy, or plate reader
- Sufficient reagents to run up to 100 samples



Pyruvate Assay Kit 700470

- Measure pyruvate in serum, plasma, blood, urine, and saliva
- Assay 40 samples in duplicate
- Assay Range: 3-70 µM
- Plate-based, fluorometric measurement (ex 530-540 nm, em 585-595 nm)



Rabbit Anti-Goat Fluorophore Selection Kit 16544

- **Comprehensive:** Columbia Biosciences' fluorophore selection kits include the secondary antibody individually conjugated to seven unique fluorophores
- **Efficient:** The ability to evaluate the various labeled conjugates side-by-side allows scientists to rapidly optimize their reagents
- **Cost-effective:** Order one kit and get seven conjugated secondary antibodies. The fluorophore selection kit reduces costs associated with purchasing and shipping full-size antibody conjugates.



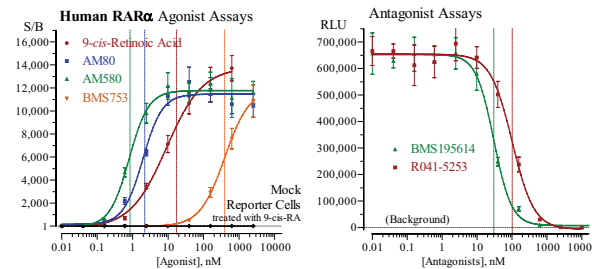
RAR (human) Reporter Assays Panel 15755

- A nuclear receptor cell-based reporter assay
- See www.caymanchem.com for more details



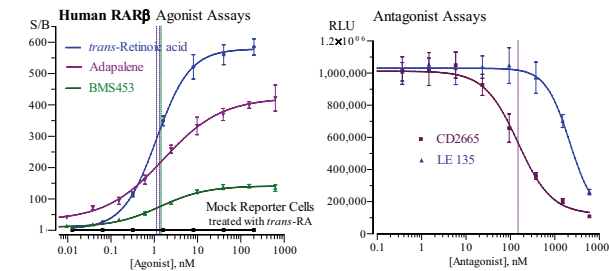
RARα (human) Reporter Assay Kit 15754

- A nuclear receptor cell-based reporter assay
- See www.caymanchem.com for more details



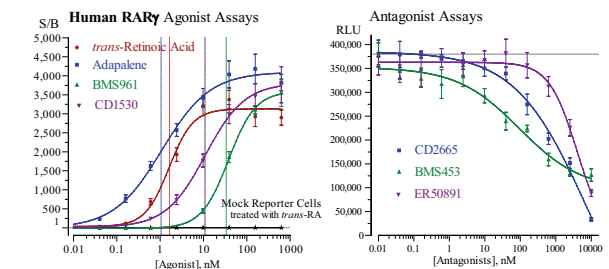
RARβ (human) Reporter Assay Kit 15753

- A nuclear receptor cell-based reporter assay
- See www.caymanchem.com for more details



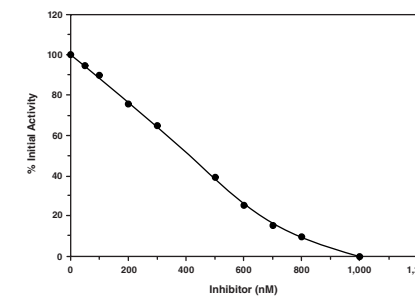
RARγ (human) Reporter Assay Kit 15752

- A nuclear receptor cell-based reporter assay
- See www.caymanchem.com for more details



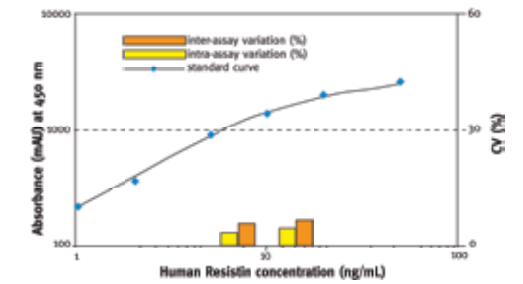
Renin Inhibitor Screening Assay Kit 10006270

- Screen for inhibitors of renin aspartyl protease activity
- Assay 45 samples in duplicate
- Plate-based, fluorometric measurement (ex 335-345 nm, em 484-510 nm)



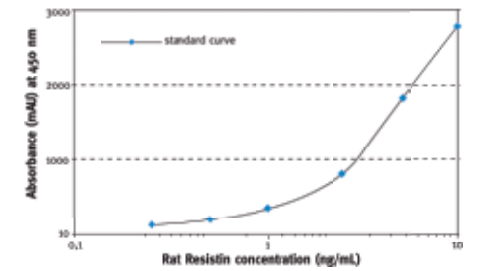
Resistin (human) EIA Kit 10007610

- Measure resistin in human serum, plasma, and culture supernatant
- Assay 41 samples in duplicate
- Incubation: 3 x 1 hour



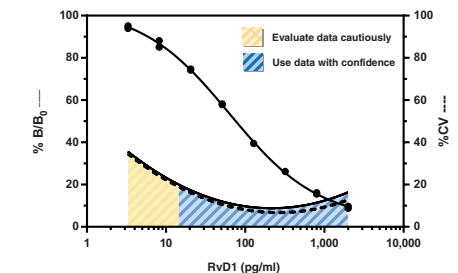
Resistin (rat) EIA Kit 10007612

- Measure resistin in mouse serum, plasma, and culture supernatant
- Assay 40 samples in duplicate
- Incubations: 2 x 1 hour | 30 minutes



Resolvin D1 ELISA Kit 500380

- Detect resolvin D1 (RvD1) in multiple sample types
- Assay 24 samples in triplicate or 36 samples in duplicate
- Measure RvD1 levels down to 15 pg/ml
- Incubation: 18 hours | Development: 90-120 minutes | Read: Colorimetric at 405-420 nm

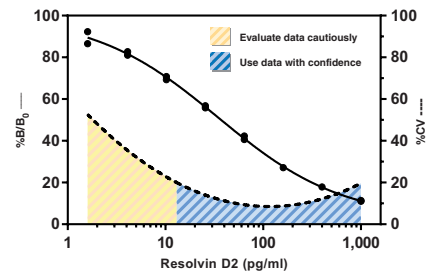


Assay Range = 3.3-2,000 pg/ml
 Sensitivity (defined as 50% B/B₀) = ~15 pg/ml
 Mid-point (defined as 50% B/B₀) = ~50-100 pg/ml
 The sensitivity and mid-point were derived from the standard curve shown above. The standard was diluted with ELISA Buffer.
 Legend:
 ● RvD1 Standard curve
 --- RvD1 Intra-assay variation in ELISA Buffer
 RvD1 Intra-assay variation in DMEM containing phenol red and 10% FBS

Resolvin D2 ELISA Kit

501120

- Detect resolvin D2 (RvD2) in multiple sample types
- Assay 24 samples in triplicate or 36 samples in duplicate
- Measure RvD2 levels down to 10 pg/ml
- Incubation: 18 hours | Development: 90-120 minutes | Read: Colorimetric at 405-420 nm

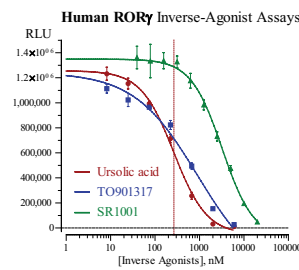


Assay Range = 1.6-1,000 pg/ml
Sensitivity (defined as 80% B/B₀) = ~10 pg/ml
Mid-point (defined as 50% B/B₀) = ~20-60 pg/ml
The sensitivity and mid-point were derived from the standard curve shown above. The standard was diluted with ELISA Buffer.

RORγ (human) Reporter Assay Kit

15757

- A nuclear receptor cell-based reporter assay
- See www.caymanchem.com for more details



RXR (human) Reporter Assays Panel

15746

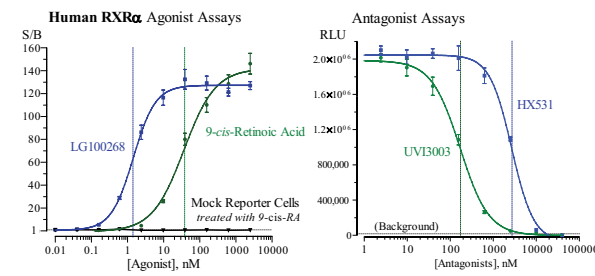
- A nuclear receptor cell-based reporter assay
- See www.caymanchem.com for more details



RXRα (human) Reporter Assay Kit

15743

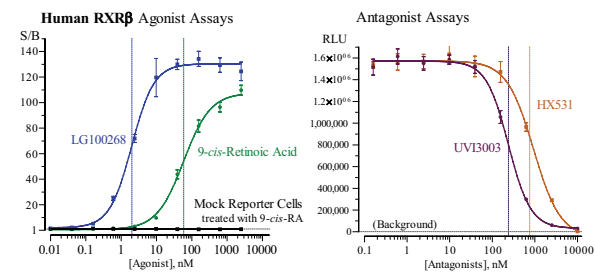
- A nuclear receptor cell-based reporter assay
- See www.caymanchem.com for more details



RXRβ (human) Reporter Assay Kit

15744

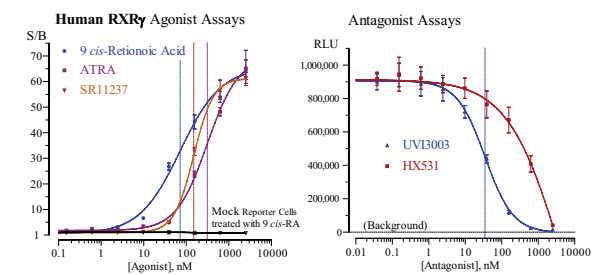
- A nuclear receptor cell-based reporter assay
- See www.caymanchem.com for more details



RXRγ (human) Reporter Assay Kit

15745

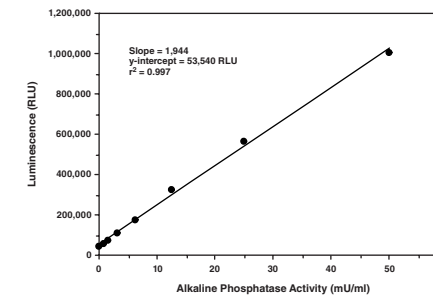
- A nuclear receptor cell-based reporter assay
- See www.caymanchem.com for more details



Secreted Alkaline Phosphatase Reporter Gene Assay Kit (Luminescence)

600260

- A simple chemiluminescence assay for measuring secreted alkaline phosphatase (SEAP) from transfected cells
- Detect SEAP activity in culture medium in the mU/well range
- Contains enough reagents to run three 96-well plates
- Rapid assay; get results within 1 hour



Semi-Quantitative Biomarker ELISA Component Kit (anti-mouse)

10007680

- A generic assay for measurement of fish biomarkers
- See www.caymanchem.com for more details



Semi-Quantitative Biomarker ELISA Component Kit (anti-rabbit)

10008659

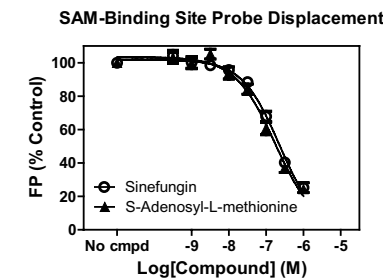
- A generic assay for measurement of fish biomarkers
- See www.caymanchem.com for more details



SET7/9 SAM-Screener™ Assay Kit

600490

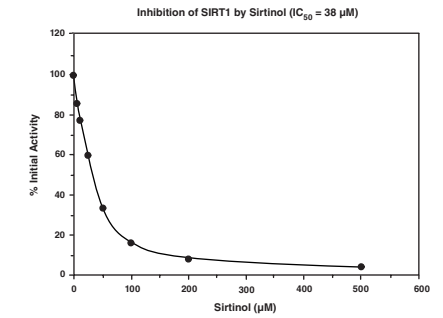
- Homogeneous, fluorescence polarization assay to screen for SAM-binding site inhibitors
- Designed for high-throughput screening
- Plate-based, fluorescence polarization measurement (ex 575 nm, em 620 nm)



SIRT1 Direct Fluorescent Screening Assay Kit

10010401

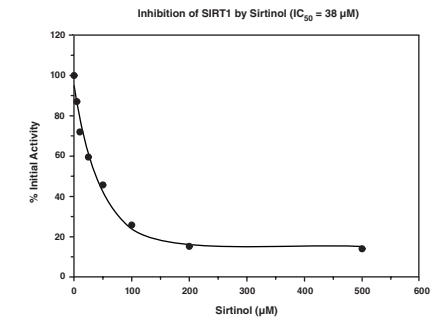
- Screen for modulators of SIRT1 activity
- Assay 45 samples in duplicate
- Plate-based, fluorometric measurement (ex 340-360 nm, em 450-465 nm)



SIRT1 FRET-Based Screening Assay Kit

10010991

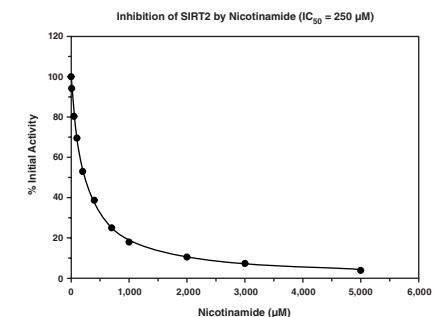
- Screen for modulators of SIRT1 activity
- Assay 45 samples in duplicate
- Plate-based, fluorometric measurement (ex 335-345 nm, em 440-465 nm)



SIRT2 Direct Fluorescent Screening Assay Kit

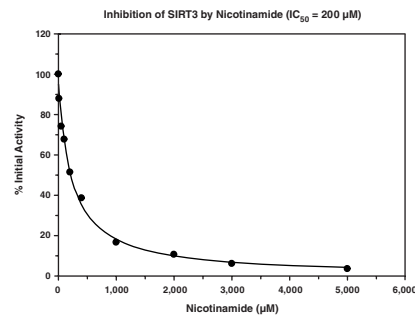
700280

- Screen for modulators of SIRT2 activity
- Assay 45 samples in duplicate
- Plate-based, fluorometric measurement (ex 340-360 nm, em 450-465 nm)



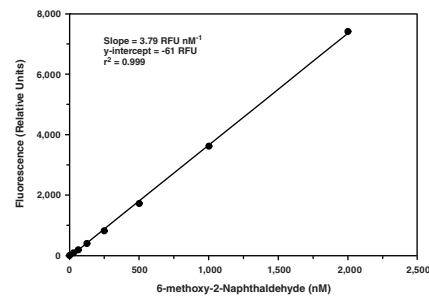
SIRT3 Direct Fluorescent Screening Assay Kit 10011566

- Screen for modulators of SIRT3 activity
- Assay 45 samples in duplicate
- Plate-based, fluorometric measurement (ex 340-360 nm, em 450-465 nm)



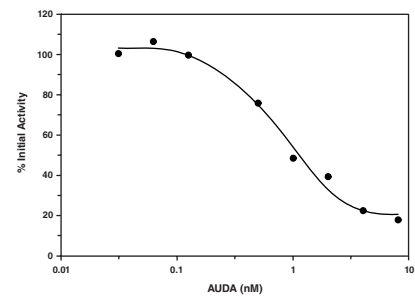
Soluble Epoxide Hydrolase Cell-Based Assay Kit 600090

- A convenient 96-well fluorescence-based assay for detecting soluble epoxide hydrolase (sEH) activity in whole cells
- Utilize epoxy fluor 7, a sensitive fluorescent substrate for sEH
- Quantifiable using the included 6-methoxy-2-naphthaldehyde standard
- Includes AUDA, a selective epoxide hydrolase inhibitor, for checking specificity of the reaction



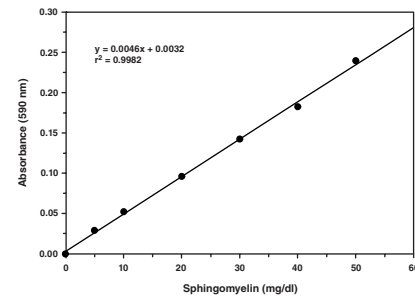
Soluble Epoxide Hydrolase Inhibitor Screening Assay Kit 10011671

- Screen for inhibitors of soluble epoxide hydrolase (sEH)
- Assay 45 samples in duplicate
- Plate-based, fluorometric measurement (ex 330 nm, em 465 nm)



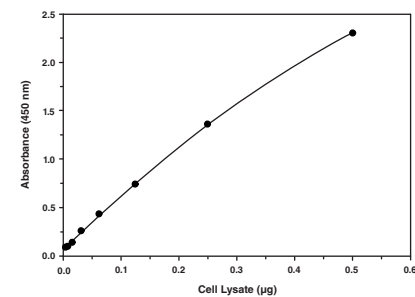
Sphingomyelin Colorimetric Assay Kit 10009928

- Measure sphingomyelin (SM) in plasma and serum
- Assay 41 samples in duplicate
- **Assay Range:** 5-50 mg/dl
- Plate-based, colorimetric measurement (585-600 nm)



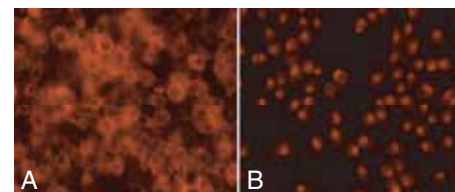
SREBP-1 Transcription Factor Assay Kit 10010854

- A sensitive, non-radioactive method of detecting sterol regulatory element-binding protein-1 (SREBP-1) from whole cell lysates
- 96-well plate format replaces electrophoretic mobility shift assays (EMSAs)
- Capture the transcription factor using a specific dsDNA sequence bound to the plate
- Detect the dsDNA-bound transcription factor with specific antibodies in an ELISA format
- Nuclear Extraction Kit (Item No. 10009277) available to aid in the isolation of nuclear and cytoplasmic fractions from cell lysates or tissue homogenates



SREBP-2 Cell-Based Translocation Assay Kit 10009239

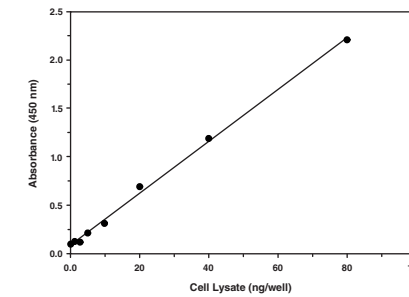
- Detect translocation of sterol regulatory element-binding protein-2 (SREBP-2) into the nucleus of treated and fixed cells by immunofluorescence
- Employ a highly specific antibody to SREBP-2
- An inhibitor of cholesterol trafficking is included as a positive control



Translocation of SREBP-2 into nuclei by 24 µM U-18666A.

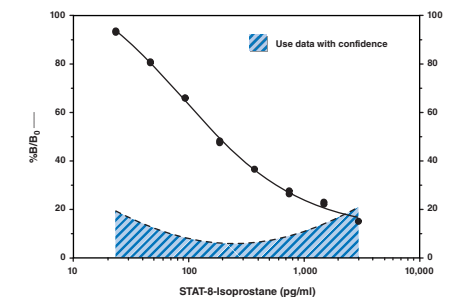
SREBP-2 Transcription Factor Assay Kit 10007819

- A sensitive, non-radioactive method of detecting sterol regulatory element-binding protein-2 (SREBP-2) from whole cell lysates
- 96-well plate format replaces electrophoretic mobility shift assays (EMSAs)
- Capture the transcription factor using a specific dsDNA sequence bound to the plate
- Detect the dsDNA-bound transcription factor with specific antibodies in an ELISA format
- Nuclear Extraction Kit (Item No. 10009277) available to aid in the isolation of nuclear and cytoplasmic fractions from cell lysates or tissue homogenates



STAT-8-Isoprostane ELISA Kit 500431

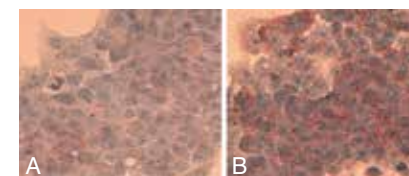
- Measure 8-isoprostane, a biomarker of oxidative stress
- Assay 24 samples in triplicate or 36 samples in duplicate
- Measure 8-isoprostane levels down to 45 pg/ml
- Extremely rapid assay; get results in about 2 hours
- Alkaline phosphatase used as tracer



Assay Range = 23.4-3,000 pg/ml
Sensitivity (defined as 80% B/B₀) = ~45 pg/ml
Mid-point (defined as 50% B/B₀) = ~100-300 pg/ml
The sensitivity and mid-point were derived from the standard curve shown above. The standard was diluted with Tris Buffer.

Steatosis Colorimetric Assay Kit 10012643

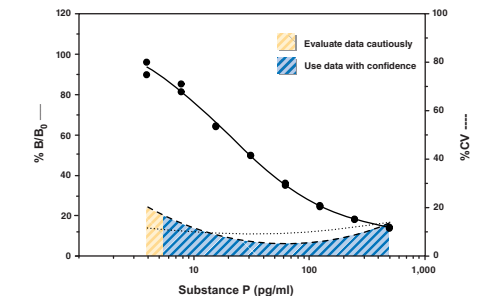
- Detect excessive lipid accumulation in cells
- Assess by microscopy or plate reader
- An inducer of lipid accumulation is included as a positive control



Effect of chloroquine on lipid droplet accumulation in HepG2 cells.

Substance P ELISA Kit 583751

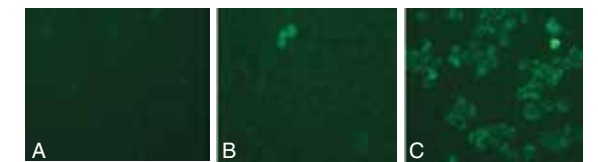
- Measure substance P in multiple sample matrices from multiple species
- Assay 24 samples in triplicate or 36 samples in duplicate
- Measure substance P levels down to 8 pg/ml
- **Incubation:** 18 hours | **Development:** 90-120 minutes | **Read:** Colorimetric at 405-420 nm



Assay Range = 3.9-500 pg/ml
Sensitivity (defined as 80% B/B₀) = ~8 pg/ml
Mid-point (defined as 50% B/B₀) = ~20-50 pg/ml
The sensitivity and mid-point were derived from the standard curve shown above. The standard was diluted with ELISA Buffer.

Sulfenylated Protein Cell-Based Detection Kit 600320

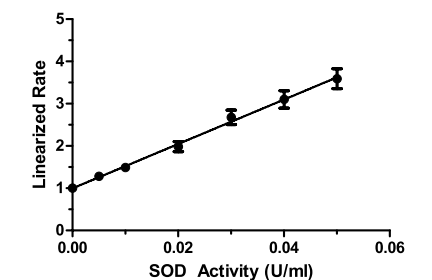
- Contains the cell-permeable probe DAz-2 to detect sulfenic acid-modified proteins in cells
- Includes epigallocatechin gallate (EGCG) as a positive control
- Detect by flow cytometry, fluorescence microscopy, or plate reader



Hydrogen peroxide induces protein sulfenylation in RAW 264.7 cells. Panel A: Control, no DAz-2. Panel B: Cells treated with vehicle. Panel C: Cells treated with 0.25% H₂O₂.

Superoxide Dismutase Assay Kit 706002

- Measure copper/zinc, manganese, and iron superoxide dismutase (SOD) in tissues, plasma, serum, and cell lysates
- Assay 41 samples in duplicate
- Measure SOD activity down to 0.005 U/ml



SureLight® APC Conjugation Kit 1 mg IgG 13411

- A complete kit for conjugating APC to IgG
- See www.caymanchem.com for more details



SureLight® APC Conjugation Kit 2 mg IgG 13412

- A complete kit for conjugating APC to IgG
- See www.caymanchem.com for more details



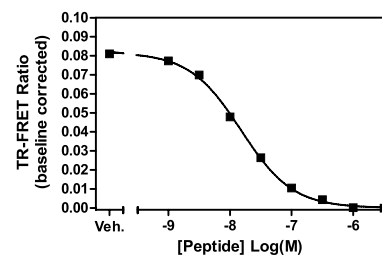
SureLight® R-PE Conjugation Kit 13436

- A complete kit for conjugating R-PE to proteins
- See www.caymanchem.com for more details



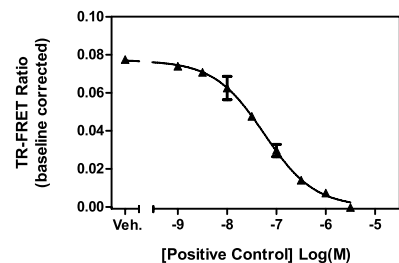
TAF1 bromodomain 1 TR-FRET Assay Kit 600870

- Homogeneous, time-resolved fluorescence energy transfer (TR-FRET) assay to screen for inhibitors
- Designed for high-throughput screening
- Plate-based, time-resolved fluorometric measurement (ex 340 nm, em 620 and 670 nm)



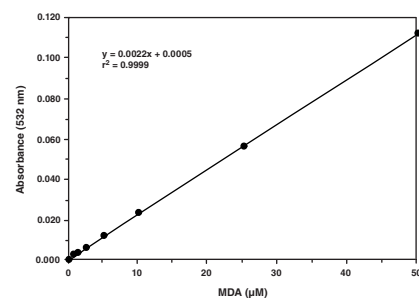
TAF1 bromodomains 1 and 2 TR-FRET Assay Kit 600930

- Homogeneous, time-resolved fluorescence energy transfer (TR-FRET) assay to screen for inhibitors
- Designed for high-throughput screening
- Plate-based, time-resolved fluorometric measurement (ex 340 nm, em 620 and 670 nm)



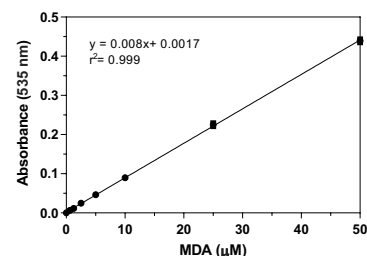
TBARS Assay Kit 10009055

- Measure thiobarbituric acid reactive substances (TBARS) in plasma, serum, urine, tissue homogenates, and cell lysates
- Assay 40 samples in duplicate
- Assay Range: 0.0625-50 μM
- Plate-based, colorimetric measurement (530-540 nm) or fluorometric measurement (ex 530 nm, em 550 nm)



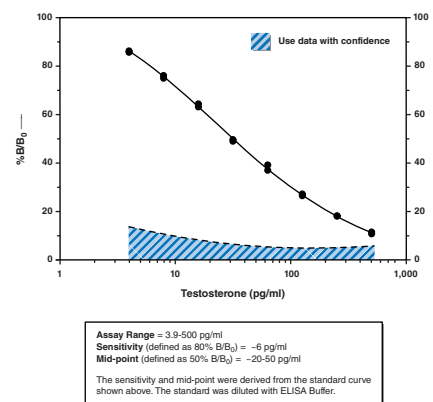
TBARS (TCA Method) Assay Kit 700870

- Measure thiobarbituric acid reactive substances (TBARS) in plasma, serum, urine, tissue homogenates, and cell lysates
- Assay 40 samples in duplicate
- Assay Range: 0.0625-50 μM
- Plate-based, colorimetric measurement (530-540 nm) or fluorometric measurement (ex 530 nm, em 550 nm)



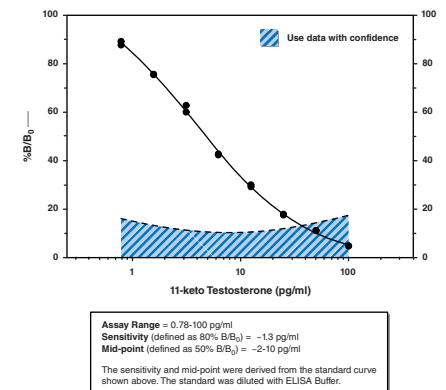
Testosterone ELISA Kit 582701

- Measure testosterone in multiple sample types
- Assay 24 samples in triplicate or 36 samples in duplicate
- Measure testosterone levels down to 6 pg/ml
- Incubation: 2 hours | Development: 60-90 minutes | Read: Colorimetric at 405-420 nm



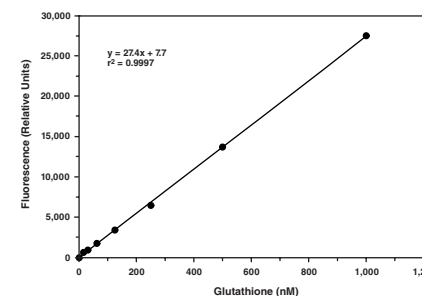
11-keto Testosterone ELISA Kit 582751

- Detect the primary androgenic steroid in fish
- Assay 24 samples in triplicate or 36 samples in duplicate
- Measure 11-keto testosterone levels down to 1.3 pg/ml
- Incubation: 18 hours | Development: 90-120 minutes | Read: Colorimetric at 405-420 nm



Thiol Detection Assay Kit 700340

- Measure free thiol content in plasma, serum, urine, cell lysates, and tissue homogenates
- Assay 40 samples in duplicate
- Assay Range: 15 nM-1 μM
- Plate-based fluorometric measurement (ex 380-390 nm, em 510-520 nm)
- Includes both a glutathione and cysteine standard



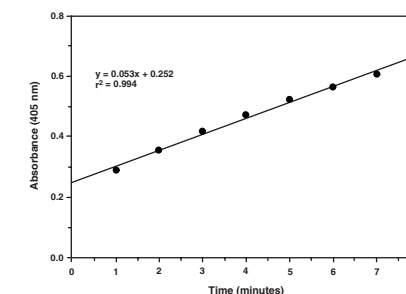
Thioredoxin Activity Fluorescent V2 Assay Kit 15493

- Convenient 96-well plate format
- Measure thioredoxin (Trx) activity in cell lysates and tissue homogenates
- Active TrxR and human Trx-1 provided with kit



Thioredoxin Reductase Colorimetric Assay Kit 10007892

- Measure thioredoxin reductase (TrxR) activity in tissue homogenates and cell lysates
- Assay 22 samples in duplicate
- Measure TrxR down to 0.08 U/ml
- Plate-based colorimetric measurement (405-414 nm)



Thioredoxin Reductase Fluorescent Activity Assay Kit 11529

- Convenient 96-well plate format
- Measure thioredoxin reductase (TrxR) in cell lysates and tissue homogenates
- Active TrxR and human Trx-1 provided with kit



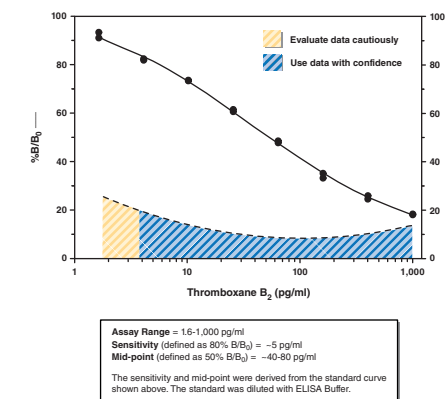
Thioredoxin/Thioredoxin Reductase Mammalian Assay Kit 11526

- Convenient 96-well plate format
- Measure both thioredoxin reductase (TrxR) and Trx in cell lysates and tissue homogenates
- Active TrxR and human Trx-1 provided with kit



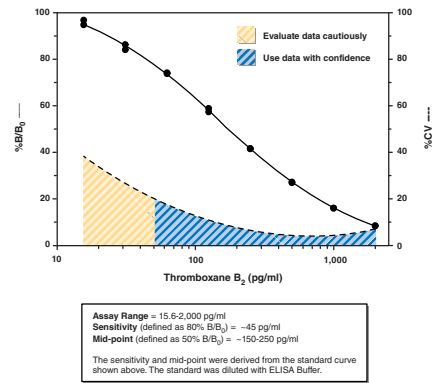
Thromboxane B₂ ELISA Kit 501020

- Measure thromboxane B₂ (TXB₂) in multiple sample types
- Assay 24 samples in triplicate or 36 samples in duplicate
- Measure TXB₂ levels down to 5 pg/ml
- Incubation: 18 hours | Development: 90-120 minutes | Read: Colorimetric at 405-420 nm



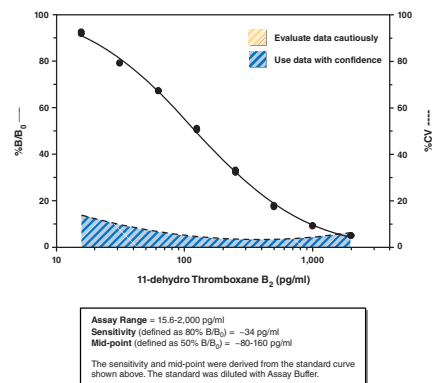
**Thromboxane B₂ Express
ELISA Kit - Monoclonal** 10004023

- Measure thromboxane B₂ (TXB₂) in multiple sample types
- Assay 24 samples in triplicate or 36 samples in duplicate
- Measure TXB₂ levels down to 45 pg/ml
- Rapid assay; get results in under 4 hours



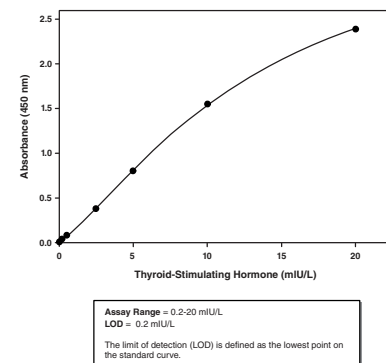
**11-dehydro Thromboxane B₂
ELISA Kit - Monoclonal** 519510

- Detect 11-dehydro thromboxane B₂ (TXB₂), a stable urinary metabolite of TXA₂ and TXB₂
- Assay 24 samples in triplicate or 36 samples in duplicate
- Measure 11-dehydro TXB₂ levels down to 34 pg/ml
- Incubation: 18 hours | Development: 60-90 minutes | Read: Colorimetric at 405-420 nm



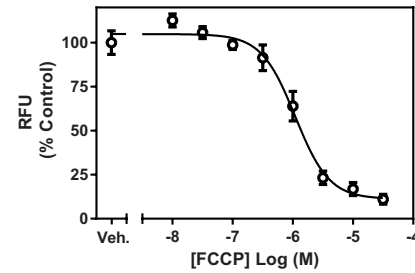
Thyroid-Stimulating Hormone ELISA Kit 500740

- Measure thyroid-stimulating hormone (TSH) in human serum and plasma
- Assay 26 samples in triplicate or 40 samples in duplicate
- Assay Range: 0.2-20 mIU/L with an LOD of 0.2 mIU/L
- Rapid assay; get results in under 3 hours



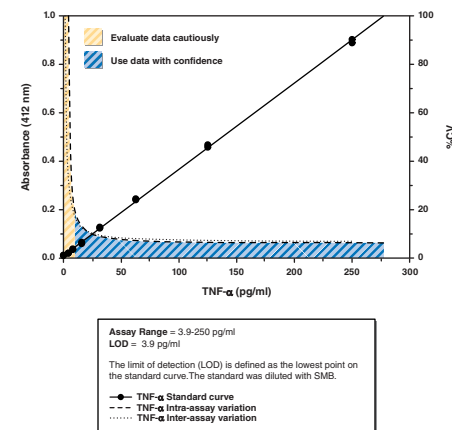
**TMRE Mitochondrial Membrane
Potential Assay Kit** 701310

- Detect mitochondrial membrane potential as an indicator of mitochondrial health
- Utilize tetramethylrhodamine ethyl ester (TMRE), a fluorescent, lipophilic, cationic dye
- Staining in less than 1 hour



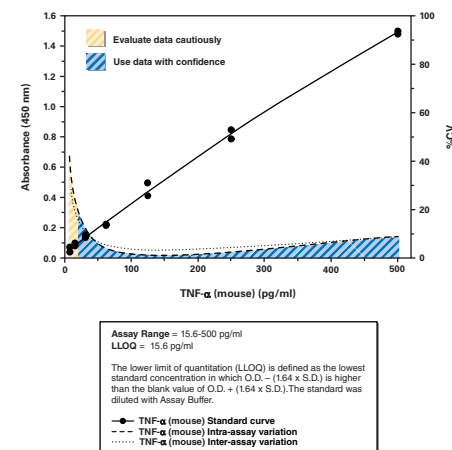
TNF-α (human) ELISA Kit 589201

- Measure tumor necrosis factor-α (TNF-α) from human plasma, serum, and other sample matrices
- Assay Range: 3.9-250 pg/ml with an LOD of 3.9 pg/ml
- Incubation: 18 hours | Development: 60-90 minutes | Read: Colorimetric at 405-420 nm



TNF-α (mouse) ELISA Kit 500850

- Measure tumor necrosis factor-α (TNF-α) from mouse plasma, serum, and other sample matrices
- Assay Range: 15.6-500 pg/ml with an LLOQ of 15.6 pg/ml
- Rapid assay; get results in under 3 hours



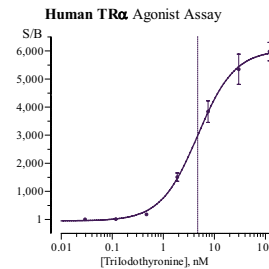
TR (human) Reporter Assays Panel 15751

- A nuclear receptor cell-based reporter assay
- See www.caymanchem.com for more details



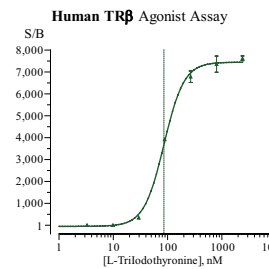
TRα (human) Reporter Assay Kit 15749

- A nuclear receptor cell-based reporter assay
- See www.caymanchem.com for more details



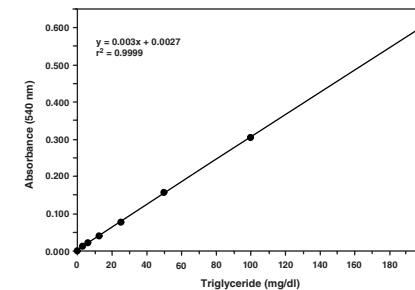
TRβ (human) Reporter Assay Kit 15750

- A nuclear receptor cell-based reporter assay
- See www.caymanchem.com for more details



Triglyceride Colorimetric Assay Kit 10010303

- Measure triglycerides (TGs) levels in plasma, serum, cell lysates, and tissue homogenates
- Assay 26 samples in triplicate and 40 samples in duplicate
- Assay Range: 3.125 to 200 mg/dl
- Incubation: 15 minutes | Read: Colorimetric at 530-550 nm

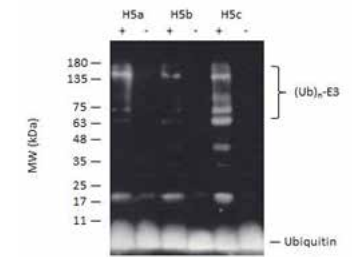


Ubiquitin Interact Kit 15978

- Identify and characterize isolated ubiquitin binding proteins by western blotting or proteomic analysis
- Demonstrate ubiquitin binding by specific proteins of interest
- Investigate the role of ubiquitin in particular signaling pathways

Ubiquitin Link Kit 15985

- Develop assays for E3 auto-ubiquitination and substrate ubiquitination
- Determine suitable E2 for use with specific E3 or E3-substrate systems
- Assess E3 ligase activity of novel enzymes
- Investigate effect of ubiquitination on substrate protein function

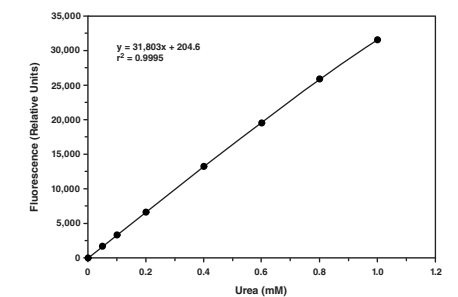


Ubiquitinated Protein Capture Kit 15979

- Demonstrate specific proteins are substrates for ubiquitin modification *in vivo*
- Capture and detect ubiquitinated proteins and free chains from cell lysates and tissue extracts by western blotting
- Identify and characterize ubiquitin-modified proteins by proteomic analysis
- Investigate the role of ubiquitin in particular signaling pathways

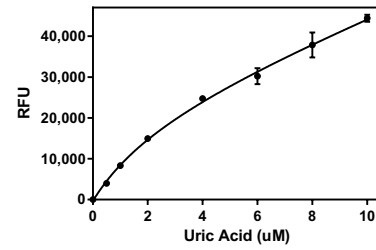
Urea Fluorometric Assay Kit 700620

- Measure urea in plasma, serum, and urine
- Assay 20 samples in duplicate
- Assay Range: 50 μM-1 mM
- Plate-based fluorometric measurement (ex 405-415 nm, em 470-480 nm)



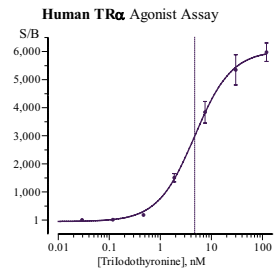
Uric Acid Assay Kit 700320

- Measure uric acid in serum, plasma, and urine
- Assay 40 samples in duplicate
- **Assay Range:** 0.5-10 μM
- Plate-based fluorometric measurement (ex 530-540 nm, em 585-595 nm)



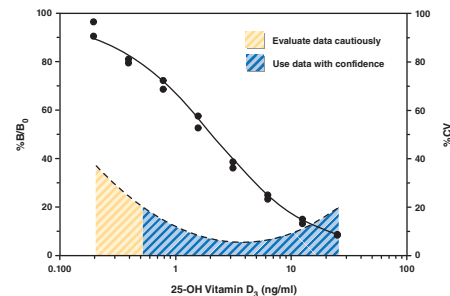
VDR (human) Reporter Assay Kit 15742

- A nuclear receptor cell-based reporter assay
- See www.caymanchem.com for more details



Vitamin D ELISA Kit 501050

- Measure vitamin D in plasma or serum
- Detect the metabolically stable forms 25(OH)D₃ and 25(OH)D₂
- Assay 24 samples in triplicate or 36 samples in duplicate
- Measure vitamin D levels down to 0.5 ng/ml
- **Incubation:** 18 hours | **Development:** 60-90 minutes | **Read:** Colorimetric at 405-420 nm



Assay Range = 0.19-25 ng/ml
Sensitivity (defined as 80% B/B₀) = -0.5 ng/ml
Mid-point (defined as 50% B/B₀) = -1.4 ng/ml
 The sensitivity and mid-point were derived from the standard curve shown above. The standard was diluted with ELISA Buffer.

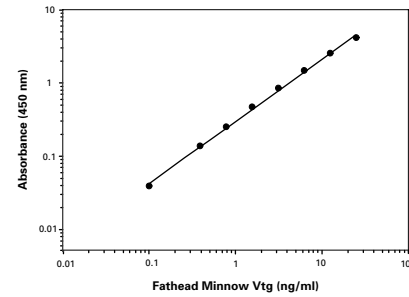
Vitellogenin (carp) ELISA Kit 10004993

- An immunometric ELISA for analyzing vitellogenin (Vtg) in whole body homogenates and plasma samples
- See www.caymanchem.com for more details



Vitellogenin (fathead minnow) ELISA Kit 10006943

- An immunometric ELISA for analyzing vitellogenin (Vtg) in whole body homogenates
- See www.caymanchem.com for more details



Vitellogenin (medaka) ELISA Kit 10009223

- For the analysis of vitellogenin (Vtg) in whole body homogenates
- See www.caymanchem.com for more details



Vitellogenin (rainbow trout) ELISA Kit 10004994

- An immunometric assay for the analysis of vitellogenin (Vtg)
- See www.caymanchem.com for more details



Vitellogenin (salmonid) Semi-Quantitative ELISA Kit 10009272

- A semi-quantitative assay for measuring vitellogenin (Vtg) from fish plasma
- See www.caymanchem.com for more details



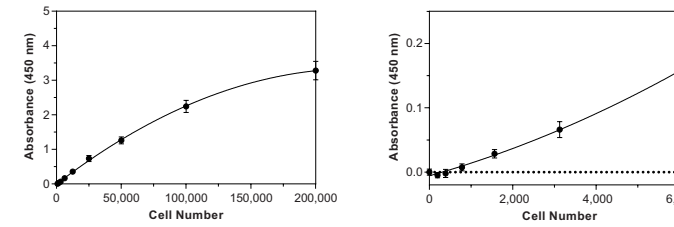
Vitellogenin (zebrafish) ELISA Kit 10004995

- An immunometric ELISA for analyzing vitellogenin (Vtg) in whole body homogenates and plasma samples
- See www.caymanchem.com for more details



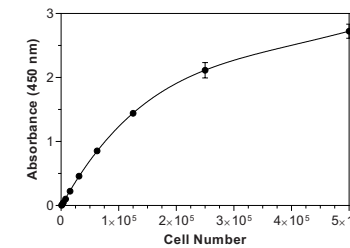
WST-1 Cell Proliferation Assay Kit 10008883

- A colorimetric, non-radioactive assay for assessing cell viability and proliferation
- WST-1 is reduced to purple formazan by extracellular NADH from living cells
- Detect 1,000-200,000 cells per well
- Rapid assay; get results in 2-4 hours



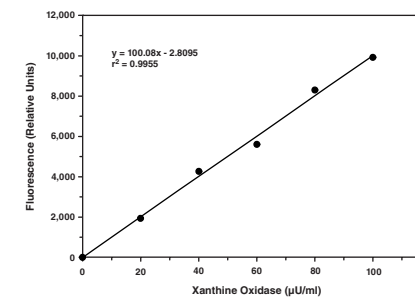
WST-8 Cell Proliferation Assay Kit 10010199

- A colorimetric, non-radioactive assay for assessing cell viability and proliferation
- WST-8 is reduced to purple formazan by extracellular NADH from living cells
- Detect 2,000-500,000 cells per well
- Rapid assay; get results in 2-4 hours



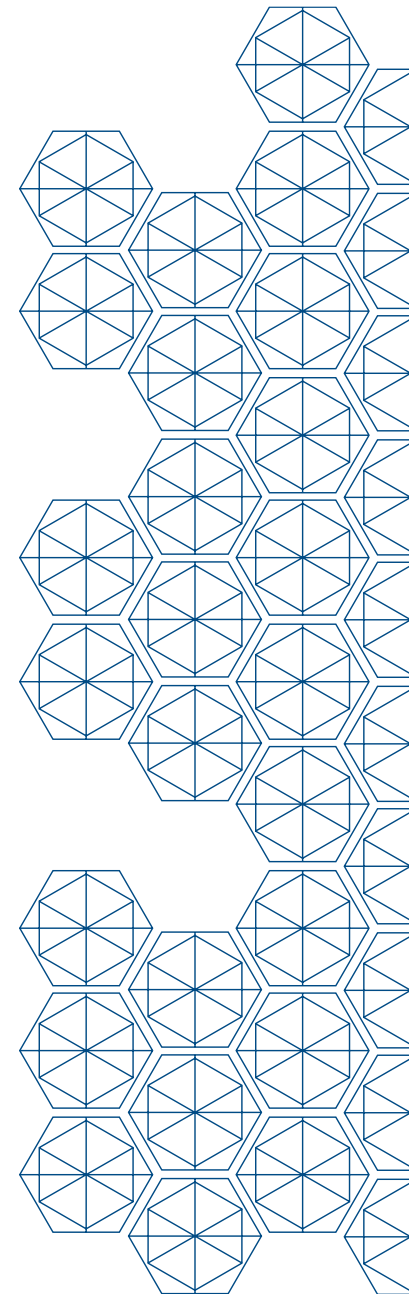
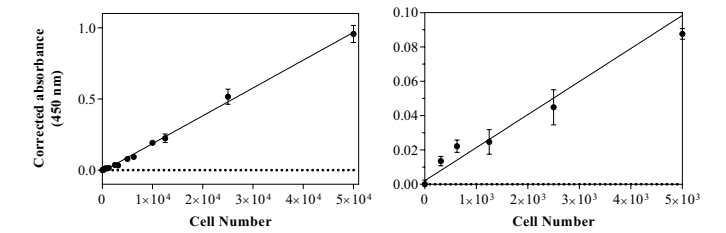
Xanthine Oxidase Fluorometric Assay Kit 10010895

- Measure xanthine oxidase (XO) activity in plasma, serum, and tissue homogenates
- Assay 42 samples in duplicate
- Measure XO activity down to 10 $\mu\text{U/ml}$
- Plate-based fluorometric measurement (ex 520-550 nm, em 585-595 nm)



XTT Cell Proliferation Assay Kit 10010200

- A colorimetric, non-radioactive assay for assessing cell viability and proliferation
- XTT is reduced to purple formazan by extracellular NADH from living cells
- Detect 500-100,000 cells per well
- Rapid assay; get results in about 4 hours



SAMPLE PREPARATION

Angiotensin II Inhibitor Cocktail 9000681

- For storing blood samples containing angiotensin II
- Contains a mixture of inhibitors that prevent angiotensin II degradation



CGRP Affinity Sorbent 489009

- Immobilized mouse anti-CGRP antibody
- For use with the CGRP (rat) EIA Kit (Item No. 589001)



Cysteinyl Leukotriene Affinity Sorbent 400396

- Mouse monoclonal anti-LTC₄/LTD₄/LTE₄ antibody covalently bound to Sepharose 4B
- For affinity purification of cysteinyl LTs from complex matrices

DNA Laddering Kit 660990

- Maximal extraction of small DNA fragments from samples
- Minimal intact chromatin contamination

Human Fibrinogen Affinity Sorbent 401272

- Immobilized human fibrinogen
- For the removal of antibodies that bind unmodified fibrinogen
- For use with the Anti-Citrullinated Human Fibrinogen Assay Kit (mouse) (Item No. 501270)

Insulinase Inhibitor Cocktail 18429

- Allows insulin measurement even in hemolyzed samples
- Contains insulinase inhibitors to protect sample integrity during collection



8-Isoprostane Affinity Column 401111

- For purification of 8-isoprostane from urine and plasma
- Contains 0.5 ml of 8-isoprostane monoclonal antibody covalently bound to Sepharose beads
- Binding capacity is 5 ng of 8-isoprostane

8-Isoprostane Affinity Purification Kit 501110

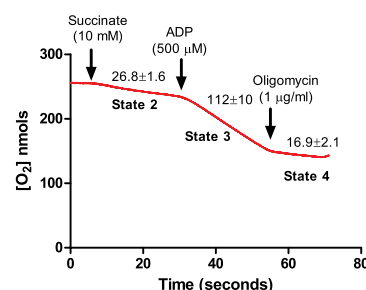
- Immunosorbent for the purification of 8-isoprostane from biological samples
- Employ a high affinity 8-isoprostane-specific monoclonal antibody

8-Isoprostane Affinity Sorbent 401113

- For purification of 8-isoprostane from urine and plasma
- Contains a 1 ml slurry of 8-isoprostane monoclonal antibody covalently bound to Sepharose beads in eicosanoid affinity column buffer
- Bind ~10 ng of 8-isoprostane/ml sorbent


MitoCheck® Mitochondrial (Tissue) Isolation Kit 701010

- Isolate coupled mitochondria from fresh tissue samples
- Isolated mitochondria can be used with MitoCheck® Complex I-V Activity Assays Kits and Citrate Synthase Activity Assay Kit



Neutrophil (mouse) Isolation Kit 601070

- Isolate mouse neutrophils from peritoneal lavage or bone marrow
- Circumvents issues commonplace to isolating neutrophils from mouse blood
- Includes a Percoll density separation gradient
- Analyze purified neutrophils by flow cytometry



Nitrotyrosine Affinity Sorbent 389549

- Immobilized mouse anti-nitrotyrosine antibody
- For the capture of nitrated proteins from biological samples prior to SDS-PAGE

Nuclear Extraction Kit 10009277

- Isolate nuclear and cytoplasmic fractions from cell lysates and tissue homogenates
- Resulting isolates can be used in Transcription Factor Assay Kits
- Isolates can also be used for EMSA or western blotting
- Each kit provides reagents for 50 extractions from approximately 10 million cells

Sampling Tubes with BHT 10950

- For storing oxidant-sensitive blood samples
- Contains the antioxidant butylated hydroxytoluene (BHT) (0.005% final concentration)



Sampling Tubes with BHT and Indomethacin 18534

- For storing blood samples containing 8-isoprostanes and prostaglandin
- Contains the antioxidant butylated hydroxytoluene (BHT) and the COX inhibitor indomethacin



Sampling Tubes with Indomethacin 10951

- For storing blood samples containing thromboxanes and prostaglandins
- Contains the COX inhibitor indomethacin (10 μM final concentration)



Sampling Tubes with PHMB 10949

- For storing cysteine protease-sensitive samples
- Contains the cysteine protease inhibitor polyhexamethylene biguanide (PHMB) (1 mM final concentration)



SPE Cartridges (C-18) (6 ml) 400020

- Solid phase extraction cartridges containing immobilized C-18
- For reverse-phase extraction of non-polar to moderately polar compounds
- Commonly used for the partial purification of eicosanoids

SPE Cartridges (Mixed Bed) 400021

- Solid phase extraction cartridges containing a mixture of non-polar and strong anion exchange chemistries
- For the partial purification of 11-dehydro TXB₂ from complex matrices

SPE Cartridges (Phenyl) 400048

- Solid phase extraction cartridges for aromatic and hydrophobic interactions
- For use with the Angiotensin II EIA Kit (Item No. 589301)



SCREENING LIBRARIES

Bio-active Lipid I Screening Library (96-Well) 10506

- Consists of 11 plates with >820 compounds
- Includes prostaglandins, thromboxanes, cannabinoids, D-myo-inositol-phosphates, phosphatidylinositol-phosphates, sphingolipids, ceramide derivatives, inhibitors, and receptor agonists and antagonists

Bio-active Lipid II Screening Library (96-Well) 10507

- Consists of 3 plates with >190 compounds
- Includes prostaglandins, isoprostanes, thromboxanes, leukotrienes, lipoxins, and several other complex lipid mediators

Epigenetics Screening Library (96-Well) 11076

- Contains >140 small molecules
- Includes compounds that modulate the activity of methyltransferases, demethylases, HATs, HDACs, and acetylated lysine reader proteins

Fatty Acid Screening Library (96-Well) 10504

- Contains >75 compounds
- Includes arachidonic, linoleic, eicosapentaenoic, stearic, α- and γ-linolenic, oleic, and palmitic acids

Kinase Screening Library (96-Well) 10505

- Consists of 2 plates with >140 specific and non-specific kinase inhibitors
- Includes dual specific threonine/tyrosine kinase inhibitors, selective MAPK inhibitors, p38 MAPK inhibitors, and PI3K inhibitors

Prostaglandin Screening Library I (96-Well) 10501

- Contains >70 compounds
- Includes the "F-series" prostaglandins and isoprostanes

Prostaglandin Screening Library II (96-Well) 10502

- Contains >60 compounds
- Includes the "D and E-series" prostaglandins

Prostaglandin Screening Library III (96-Well) 10503

- Contains >75 compounds
- Includes the "A and J-series" prostaglandins

Stem Cell Small Molecule Screening Library (96-Well) 9001827

- Contains >140 small molecules in two 96-well plates
- Includes compounds that induce differentiation, maintain self-renewal and proliferation, or improve the reprogramming efficiency of various stem cell populations

*The composition of the libraries will always vary somewhat depending upon our inventory.

A

7-AAD/CFSE Cell-Mediated Cytotoxicity Assay Kit	15
Acid Phosphatase Colorimetric Assay Kit	15
Aconitase Assay Kit	15
AcSDKP EIA Kit	15
Acylated Ghrelin (dog) Easy Sampling EIA Kit	33
Acylated Ghrelin (human) Easy Sampling EIA Kit	33
Acylated Ghrelin (human) Express EIA Kit	34
Acylated Ghrelin (mouse, rat) Easy Sampling EIA Kit	34
Acylated Ghrelin (mouse, rat) Express EIA Kit	34
Acylated Ghrelin (pig) EIA Kit	34
Adipogenesis Assay Kit	15
Adipolysis Assay Kit	15
Adiponectin (human) EIA Kit	15
Adiponectin (human) EIA Kit (HS)	16
Adiponectin (mouse) EIA Kit	16
AhR (human) Assay Kit	16
Alanine Transaminase Colorimetric Activity Assay Kit	16
Aldehyde Dehydrogenase Activity Assay Kit	16
Aldosterone ELISA Kit	16
Angiotensin II EIA Kit	17
Angiotensin II Inhibitor Cocktail	77
Annexin V FITC Assay Kit	17
Anti-Citrullinated Human Fibrinogen Assay Kit (mouse)	17
Anti-Ovalbumin IgE (mouse) ELISA Kit	17
Anti-Ovalbumin IgG ₁ (mouse) ELISA Kit	17
Antioxidant Assay Kit	17
ApoA1 (human) ELISA Kit	18
AR (human) Reporter Assay Kit	18
Arginine Vasopressin ELISA Kit	18
Ascorbate Assay Kit	18
ASP ELISA Kit	18
Atriopeptin (rat) EIA Kit	18
Autophagy/Cytotoxicity Dual Staining Kit	19
Autophlux Kit	19
Autotaxin Inhibitor Screening Assay Kit	19

B

BAZ2B bromodomain TR-FRET Assay Kit	19
Bio-active Lipid I Screening Library (96-Well)	78
Bio-active Lipid II Screening Library (96-Well)	78
BRD2 bromodomain 1 TR-FRET Assay Kit	19
BRD2 bromodomain 2 TR-FRET Assay Kit	19
BRD2 bromodomains 1 and 2 TR-FRET Assay Kit	20
BRD3 bromodomain 1 TR-FRET Assay Kit	20
BRD3 bromodomain 2 TR-FRET Assay Kit	20
BRD3 bromodomains 1 and 2 TR-FRET Assay Kit	20
BRD4 bromodomain 1 TR-FRET Assay Kit	20
BRD4 bromodomain 2 TR-FRET Assay Kit	20
BRD4 bromodomains 1 and 2 TR-FRET Assay Kit	21
BRDT bromodomain 1 TR-FRET Assay Kit	21
BRG1 bromodomain TR-FRET Assay Kit	21
BRM bromodomain TR-FRET Assay Kit	21

C

Calcium Assay Kit	21
CAR1 (human) Reporter Assay Kit	21
CAR3 (human) Reporter Assay Kit	22
Caspase-3 Fluorescence Assay Kit	22
Catalase Assay Kit	22
Catalase Assay Kit (without Hydrogen Peroxide)	22
Cayman Practice ELISA Kit	22
CBP bromodomain TR-FRET Assay Kit	22

Cell Cycle Phase Determination Kit	23
CFSE Cell Division Assay Kit	23
CGRP Affinity Sorbent	77
CGRP (human) EIA Kit	23
CGRP (rat) EIA Kit	23
Cholesterol Cell-Based Detection Assay Kit	23
Cholesterol Fluorometric Assay Kit	23
Cholesterol Uptake Cell-Based Assay Kit	24
Anti-Citrullinated Human Fibrinogen Assay Kit (mouse)	17
Corticosterone ELISA Kit	24
Cortisol ELISA Kit	24
Cortisol Express ELISA Kit	24
COX Activity Assay Kit	24
COX Colorimetric Inhibitor Screening Assay Kit	24
COX (ovine) Colorimetric Inhibitor Screening Assay Kit	25
COX Fluorescent Activity Assay Kit	25
COX Fluorescent Inhibitor Screening Assay Kit	25
COX (ovine) Inhibitor Screening Assay Kit	25
COX (ovine/human) Inhibitor Screening Assay Kit	25
COX-1 (human) Inhibitor Screening Assay Kit	25
COX-1 (ovine) Inhibitor Screening Assay Kit	26
COX-2 (human) Inhibitor Screening Assay Kit	26
COX-2 (ovine) Inhibitor Screening Assay Kit	26
cPLA ₂ Assay Kit	57
C-Reactive Protein (human) ELISA Kit	26
Creatinine (serum) Colorimetric Assay Kit	26
Creatinine (urinary) Colorimetric Assay Kit	26
CREB (Phospho-Ser ¹³³) Transcription Factor Assay Kit	27
Cyclic AMP ELISA Kit	27
Cyclic AMP ELISA Kit (without Acetic Anhydride)	27
Cyclic AMP Select ELISA Kit	27
Cyclic GMP ELISA Kit	27
Cyclic GMP ELISA Kit (without Acetic Anhydride)	27
CYP1A1/2 Induction Reporter Assay Kit	27
CYP2B6 Induction Reporter Assay Kit	28
CYP2C9 Induction Reporter Assay Kit	28
Cysteinyl Leukotriene Affinity Sorbent	77
Cysteinyl Leukotriene ELISA Kit	28
Cysteinyl Leukotriene Express ELISA Kit	28

D

11-dehydro Thromboxane B ₂ ELISA Kit - Monoclonal	73
DHN-MA EIA Kit	29
13,14-dihydro-15-keto Prostaglandin F _{2α} ELISA Kit	64
DNA Laddering Kit	77
DNA Methylation ELISA Kit	29
DNA/RNA Oxidative Damage ELISA Kit	29
DPP (IV) Inhibitor Screening Assay Kit	29
DUB Activity Assay Kit	30

E

Endothelin ELISA Kit	30
Enterolactone ELISA Kit	30
EP ₂ Receptor (rat) Reporter Assay Kit	30
EP ₄ Receptor (rat) Activation Assay Kit (cAMP)	30
EP ₄ Receptor (rat) Reporter Assay Kit	31
Epigenetics Screening Library (96-Well)	78
EpiTitan™ Histone Peptide Array	31
ER (human) Reporter Assays Panel	31
ERα (human) Reporter Assay Kit	31
ERβ (human) Reporter Assay Kit	31
ERRα (human) Reporter Assay Kit	31
ERRY (human) Reporter Assay Kit	32
Estradiol ELISA Kit	32
Estriol ELISA Kit	32

F

FAAH Inhibitor Screening Assay Kit	32
FABP4 (human) EIA Kit	32
FABP4 Inhibitor/Ligand Screening Assay Kit	32
Fatty Acid Screening Library (96-Well)	78
Fluprostenol ELISA Kit	33
Follicle-Stimulating Hormone ELISA Kit	33
Free Fatty Acid Fluorometric Assay Kit	33
FXR (human) Reporter Assay Kit	33

G

GFAP (human) EIA Kit	33
Acylated Ghrelin (dog) Easy Sampling EIA Kit	33
Acylated Ghrelin (human) Easy Sampling EIA Kit	33
Acylated Ghrelin (human) Express EIA Kit	34
Acylated Ghrelin (mouse, rat) Easy Sampling EIA Kit	34
Acylated Ghrelin (mouse, rat) Express EIA Kit	34
Acylated Ghrelin (pig) EIA Kit	34
Unacylated Ghrelin (dog) Easy Sampling EIA Kit	34
Unacylated Ghrelin (human) Easy Sampling EIA Kit	35
Unacylated Ghrelin (mouse, rat) Easy Sampling EIA Kit	35
Unacylated Ghrelin (pig) EIA Kit	35
Unacylated Ghrelin (human) Express EIA Kit	35
Unacylated Ghrelin (mouse, rat) Express EIA Kit	35
GLP SAM-Screener™ Assay Kit	35
Glucose Colorimetric Assay Kit	36
Glucose-6-Phosphate Dehydrogenase Activity Assay Kit	36
Glucose-6-Phosphate Fluorometric Assay Kit	36
Glucose Uptake Cell-Based Assay Kit	36
Glutaredoxin Fluorescent Activity Assay Kit	36
Glutathione Assay Kit	36
Glutathione Cell-Based Detection Kit (Blue Fluorescence)	37
Glutathione Peroxidase Assay Kit	37
Glutathione Reductase Assay Kit	37
Glutathione S-Transferase Assay Kit	37
S-Glutathionylated Protein Detection Kit	37
Glycerol Cell-Based Assay Kit	37
Glycerol Colorimetric Assay Kit	38
Glycogen Assay Kit	38
Glycolysis Cell-Based Assay Kit	38
Glyco-SPOT DNA Repair Assay Kit	38
Goat Anti-Human Fluorophore Selection Kit	38
Goat Anti-Mouse Fluorophore Selection Kit	38
Goat Anti-Rabbit Fluorophore Selection Kit	39
GR (human) Reporter Assay Kit	39
Growth Hormone (rat) EIA Kit	39

H

HAT Inhibitor Screening Assay Kit	39
HDAC Cell-Based Activity Assay Kit	39
HDAC Fluorometric Activity Assay Kit	39
HDAC1 Inhibitor Screening Assay Kit	39
HDAC8 Inhibitor Screening Assay Kit	40
Hemoglobin Colorimetric Assay Kit	40
15(S)-HETE ELISA Kit	40
HIF-1α Transcription Factor Assay Kit	40
His-Tag Detection ELISA Kit	40
Histamine EIA Kit	40
Human Fibrinogen Affinity Sorbent	77
Human Serum Albumin ELISA Kit	41
Human Therapeutic IgG1 ELISA Kit	41
Human Therapeutic IgG2 ELISA Kit	41
Human Therapeutic IgG4 ELISA Kit	41
Hydrogen Peroxide Cell-Based Assay Kit	41
β-Hydroxybutyrate (Ketone Body) Colorimetric Assay Kit	42
β-Hydroxybutyrate (Ketone Body) Fluorometric Assay Kit	42
20-Hydroxyecdysone EIA Kit	42
8-Hydroxyguanosine Monoclonal ELISA Kit	42

I

Insulin (rat) EIA Kit	42
Insulinase Inhibitor Cocktail	77
Interleukin-1α (human) ELISA Kit	43
Interleukin-1β (human) ELISA Kit	43
Interleukin-6 (human) ELISA Kit	43
Interleukin-6 (mouse) ELISA Kit	43
8-Isoprostane Affinity Column	77
8-Isoprostane Affinity Purification Kit	77
8-Isoprostane Affinity Sorbent	77
8-Isoprostane ELISA Kit	44
8-Isoprostane Express ELISA Kit	44

J

JC-1 Mitochondrial Membrane Potential Assay Kit	44
JMJD2A Tudor Domains TR-FRET Assay Kit	44

K

6-keto Prostaglandin F _{1α} ELISA Kit	63
11-keto Testosterone ELISA Kit	72
Kinase Screening Library (96-Well)	78

L

L3MBTL1 MBT Domains TR-FRET Assay Kit	44
D-Lactate Assay Kit	44
L-Lactate Assay Kit	45
Latanoprost ELISA Kit	45
LC3 Interact Kit	45
LDH Cytotoxicity Assay Kit	45
LDL Uptake Cell-Based Assay Kit	45
Leptin (human) EIA Kit	45
Leptin (mouse/rat) EIA Kit	46
Leptin Receptor (human) EIA Kit	46
Leukotriene B ₄ ELISA Kit	46
Leukotriene B ₄ Express ELISA Kit	46
Leukotriene C ₄ ELISA Kit	46
Leukotriene E ₄ ELISA Kit	46
Lipase Activity Assay Kit	47
Lipid Droplets Fluorescence Assay Kit	47
Lipid Hydroperoxide (LPO) Assay Kit	47
Lipid Hydroperoxide (LPO) Assay Kit (96 well)	47
Lipoxygenase Inhibitor Screening Assay Kit	47
Live Cell Multiplex Assay Kit	47
LSD1 Inhibitor Screening Assay Kit	47
Luteinizing Hormone ELISA Kit	48
LXR (human) Reporter Assays Panel	48
LXRα (human) Reporter Assay Kit	48
LXRβ (human) Reporter Assay Kit	48

M

Malachite Green Phosphate Assay Kit	48
Melanocortin-3 Receptor Reporter Assay Kit	48
Melanocortin-4 Receptor Reporter Assay Kit	48
2-Methoxyestradiol ELISA Kit	49
Methyltransferase Colorimetric Assay Kit	49
Methyltransferase Fluorometric Assay Kit	49
MitoCheck® Citrate Synthase Activity Assay Kit	49
MitoCheck® Complex I Activity Assay Kit	49
MitoCheck® Complex II Activity Assay Kit	49
MitoCheck® Complex II/III Activity Assay Kit	50
MitoCheck® Complex IV Activity Assay Kit	50
MitoCheck® Complex V Activity Assay Kit	50
MitoCheck® Mitochondrial (Tissue) Isolation Kit	77
MitoCheck® Mitochondrial OCR Assay Kit	50
MLL1 SAM-Screener™ Assay Kit	50
Monoacylglycerol Lipase Inhibitor Screening Assay Kit	50

Mouse Anti-Type II Collagen IgG Assay Kit (bovine).....	51
Mouse IgG ELISA Kit.....	51
MR (human) Reporter Assay Kit.....	51
MTT Cell Proliferation Assay Kit.....	51
Multi-Drug Resistance Assay Kit (Calcein AM).....	51
Multi-Parameter Apoptosis Assay Kit.....	51
Myeloperoxidase Chlorination Fluorometric Assay Kit.....	52
Myeloperoxidase Inhibitor Screening Assay Kit.....	52
Myeloperoxidase Peroxidation Fluorometric Assay Kit.....	52

N

NAD/NADH Cell-Based Assay Kit.....	52
Neutrophil Elastase Activity Assay Kit.....	52
Neutrophil Extracellular Trap (MPO-Histone) ELISA Kit.....	52
Neutrophil Extracellular Trap (NET) Assay Kit.....	53
Neutrophil (mouse) Isolation Kit.....	77
Neutrophil/Monocyte Respiratory Burst Assay Kit.....	53
Neutrophil Myeloperoxidase Activity Assay Kit.....	53
NF-κB (human p50) Transcription Factor Assay Kit.....	53
NF-κB (p65) Transcription Factor Assay Kit.....	53
Nitrate/Nitrite Colorimetric Assay Kit.....	54
Nitrate/Nitrite Colorimetric Assay Kit (LDH method).....	54
Nitrate/Nitrite Fluorometric Assay Kit.....	54
S-Nitrosylated Protein Detection Kit.....	54
Nitrotyrosine Affinity Sorbent.....	77
NOS Activity Assay Kit.....	54
Nrf2 (human) Reporter Assay Kit.....	54
Nrf2 Transcription Factor Assay Kit.....	54
Nuclear Extraction Kit.....	77

O

Oct4 Transcription Factor Assay Kit.....	55
Orexin 1 Receptor Reporter Assay Kit.....	55
Orexin 2 Receptor Reporter Assay Kit.....	55
Anti-Ovalbumin IgE (mouse) ELISA Kit.....	17
Anti-Ovalbumin IgG ₁ (mouse) ELISA Kit.....	17
Oxygen Consumption Rate Assay Kit (MitoXpress®-Xtra HS Method).....	55
Oxygen Consumption/Glycolysis Dual Assay Kit.....	55
Oxygen Consumption/MitoMembrane Potential Dual Assay Kit.....	55
Oxytocin ELISA Kit.....	56

P

p53 Transcription Factor Assay Kit.....	56
PAD4 Autoantibody ELISA Kit.....	56
PAD4 Inhibitor Screening Assay Kit (Ammonia).....	56
PAF Acetylhydrolase Assay Kit.....	56
PAF Acetylhydrolase Inhibitor Screening Assay Kit.....	57
tetranor-PGDM ELISA Kit.....	57
PGR (human) Reporter Assay Kit.....	57
Phagocytosis Assay Kit (IgG FITC).....	57
Phagocytosis Assay Kit (IgG PE).....	57
17-phenyl trinor Prostaglandin F _{2α} ELISA Kit.....	64
Phosphatidylcholine Colorimetric Assay Kit.....	57
cPLA ₂ Assay Kit.....	57
sPLA ₂ Assay Kit.....	58
sPLA ₂ (human Type IIA) ELISA Kit.....	58
sPLA ₂ (Type V) Inhibitor Screening Assay Kit.....	58
PPAR (human) Reporter Assays Panel.....	58
PPARα (human) Reporter Assay Kit.....	58
PPARα (mouse) Reporter Assay Kit.....	58
PPARα (rat) Reporter Assay Kit.....	58
PPARα Transcription Factor Assay Kit.....	59
PPARα, δ, γ Complete Transcription Factor Assay Kit.....	59
PPARδ (human) Reporter Assay Kit.....	59
PPARδ (mouse) Reporter Assay Kit.....	59
PPARδ (rat) Reporter Assay Kit.....	59
PPARδ Transcription Factor Assay Kit.....	60
PPARγ (human) Reporter Assay Kit.....	60

PPARγ (mouse/rat) Reporter Assay Kit.....	60
PPARγ Transcription Factor Assay Kit.....	60
Pregnane X (human) Receptor Assay Kit.....	60
Pregnane X (rat) Receptor Assay Kit.....	60
Progesterone ELISA Kit.....	60
Prolactin (human) ELISA Kit.....	61
Prolactin (rat) EIA Kit.....	61
Prostaglandin D Synthase (hematopoietic-type) FP-Based Inhibitor Screening Assay Kit - Green.....	61
Prostaglandin D ₂ ELISA Kit.....	61
Prostaglandin D ₂ Express ELISA Kit.....	61
Prostaglandin D ₂ -MOX ELISA Kit.....	62
Prostaglandin D ₂ -MOX Express ELISA Kit.....	62
Prostaglandin E Metabolite ELISA Kit.....	62
Prostaglandin E ₂ ELISA Kit - Monoclonal.....	62
Prostaglandin E ₂ Express ELISA Kit.....	63
6-keto Prostaglandin F _{1α} ELISA Kit.....	63
Prostaglandin F _{2α} ELISA Kit.....	63
11β-Prostaglandin F _{2α} ELISA Kit.....	63
13,14-dihydro-15-keto Prostaglandin F _{2α} ELISA Kit.....	64
17-phenyl trinor Prostaglandin F _{2α} ELISA Kit.....	64
Prostaglandin I Metabolite ELISA Kit.....	64
Prostaglandin Screening ELISA Kit.....	64
Prostaglandin Screening Library I (96-Well).....	78
Prostaglandin Screening Library II (96-Well).....	78
Prostaglandin Screening Library III (96-Well).....	78
20S Proteasome Assay Kit.....	64
Protein Carbonyl Colorimetric Assay Kit.....	65
Protein Determination Kit.....	65
Protein Synthesis Assay Kit.....	65
Pyruvate Assay Kit.....	65

R

Rabbit Anti-Goat Fluorophore Selection Kit.....	65
RAR (human) Reporter Assays Panel.....	65
RARα (human) Reporter Assay Kit.....	65
RARβ (human) Reporter Assay Kit.....	66
RARγ (human) Reporter Assay Kit.....	66
C-Reactive Protein (human) ELISA Kit.....	26
Renin Inhibitor Screening Assay Kit.....	66
Resistin (human) EIA Kit.....	66
Resistin (rat) EIA Kit.....	66
Resolvin D1 ELISA Kit.....	66
Resolvin D2 ELISA Kit.....	67
RORγ (human) Reporter Assay Kit.....	67
RXR (human) Reporter Assays Panel.....	67
RXRα (human) Reporter Assay Kit.....	67
RXRβ (human) Reporter Assay Kit.....	67
RXRγ (human) Reporter Assay Kit.....	67

S

Sampling Tubes with BHT.....	78
Sampling Tubes with BHT and Indomethacin.....	78
Sampling Tubes with Indomethacin.....	78
Sampling Tubes with PHMB.....	78
Secreted Alkaline Phosphatase Reporter Gene Assay Kit (Luminescence).....	68
Semi-Quantitative Biomarker ELISA Component Kit (anti-mouse).....	68
Semi-Quantitative Biomarker ELISA Component Kit (anti-rabbit).....	68
SET7/9 SAM-Screener™ Assay Kit.....	68
SIRT1 Direct Fluorescent Screening Assay Kit.....	68
SIRT1 FRET-Based Screening Assay Kit.....	68
SIRT2 Direct Fluorescent Screening Assay Kit.....	68
SIRT3 Direct Fluorescent Screening Assay Kit.....	69
Soluble Epoxide Hydrolase Cell-Based Assay Kit.....	69
Soluble Epoxide Hydrolase Inhibitor Screening Assay Kit.....	69
SPE Cartridges (C-18) (6 ml).....	78
SPE Cartridges (Mixed Bed).....	78

SPE Cartridges (Phenyl).....	78
Sphingomyelin Colorimetric Assay Kit.....	69
sPLA ₂ Assay Kit.....	58
sPLA ₂ (human Type IIA) ELISA Kit.....	58
sPLA ₂ (Type V) Inhibitor Screening Assay Kit.....	58
SREBP-1 Transcription Factor Assay Kit.....	69
SREBP-2 Cell-Based Translocation Assay Kit.....	69
SREBP-2 Transcription Factor Assay Kit.....	70
STAT-8-Isoprostane ELISA Kit.....	70
Steatosis Colorimetric Assay Kit.....	70
Stem Cell Small Molecule Screening Library (96-Well).....	78
Substance P ELISA Kit.....	70
Sulfenylated Protein Cell-Based Detection Kit.....	70
Superoxide Dismutase Assay Kit.....	70
SureLight® APC Conjugation Kit 1 mg IgG.....	71
SureLight® APC Conjugation Kit 2 mg IgG.....	71
SureLight® R-PE Conjugation Kit.....	71

T

TAF1 bromodomain 1 TR-FRET Assay Kit.....	71
TAF1 bromodomains 1 and 2 TR-FRET Assay Kit.....	71
TBARS Assay Kit.....	71
TBARS (TCA Method) Assay Kit.....	71
Testosterone ELISA Kit.....	71
11-keto Testosterone ELISA Kit.....	72
Thiol Detection Assay Kit.....	72
Thioredoxin Activity Fluorescent V2 Assay Kit.....	72
Thioredoxin Reductase Colorimetric Assay Kit.....	72
Thioredoxin Reductase Fluorescent Activity Assay Kit.....	72
Thioredoxin/Thioredoxin Reductase Mammalian Assay Kit.....	72
Thromboxane B ₂ ELISA Kit.....	72
Thromboxane B ₂ Express ELISA Kit - Monoclonal.....	73
11-dehydro Thromboxane B ₂ ELISA Kit - Monoclonal.....	73
Thyroid-Stimulating Hormone ELISA Kit.....	73
TMRE Mitochondrial Membrane Potential Assay Kit.....	73
TNF-α (human) ELISA Kit.....	73
TNF-α (mouse) ELISA Kit.....	73
TR (human) Reporter Assays Panel.....	74
TRα (human) Reporter Assay Kit.....	74
TRβ (human) Reporter Assay Kit.....	74
Triglyceride Colorimetric Assay Kit.....	74

U

Ubiquitin Interact Kit.....	74
Ubiquitin Link Kit.....	74
Ubiquitinated Protein Capture Kit.....	74
Unacylated Ghrelin (dog) Easy Sampling EIA Kit.....	34
Unacylated Ghrelin (human) Easy Sampling EIA Kit.....	35
Unacylated Ghrelin (mouse, rat) Easy Sampling EIA Kit.....	35
Unacylated Ghrelin (pig) EIA Kit.....	35
Unacylated Ghrelin (human) Express EIA Kit.....	35
Unacylated Ghrelin (mouse, rat) Express EIA Kit.....	35
Urea Fluorometric Assay Kit.....	74
Uric Acid Assay Kit.....	75

V

VDR (human) Reporter Assay Kit.....	75
Vitamin D ELISA Kit.....	75
Vitellogenin (carp) ELISA Kit.....	75
Vitellogenin (fathead minnow) ELISA Kit.....	75
Vitellogenin (medaka) ELISA Kit.....	75
Vitellogenin (rainbow trout) ELISA Kit.....	75
Vitellogenin (salmonid) Semi-Quantitative ELISA Kit.....	75
Vitellogenin (zebrafish) ELISA Kit.....	75

W

WST-1 Cell Proliferation Assay Kit.....	76
WST-8 Cell Proliferation Assay Kit.....	76

X

Xanthine Oxidase Fluorometric Assay Kit.....	76
XTT Cell Proliferation Assay Kit.....	76



HELPING MAKE RESEARCH POSSIBLE

For wherever your research leads, we offer a catalog of more than 8,000 biochemicals, assay kits, antibodies, and proteins. With a strong foundation in lipid biochemistry, we have the expertise that comes from more than three decades of designing and developing the tools to advance biomedical research. Our utmost commitment is to offering healthcare researchers the highest-quality products at affordable prices. This promise is backed by a team of more than 100 in-house scientists, state-of-the-art laboratories, and a rigorous validation process.

ORDERS & TECHNICAL SUPPORT

USA & Canada
www.caymanchem.com
Toll Free (800) 364-9897

International Distributors
www.caymanchem.com/distributors

Technical Support
www.caymanchem.com/tech
Toll Free (888) 526-5351

